

June 2021

VOL. 31  
SUPPLEMENT 1

# TROPICAL LEPIDOPTERA Research



**Jorge M. González, Helga Terzenbach, Andrés Orellana and Andrew F. E. Neild.** 2021. On the life of Théophile Raymond, his legacy and some of his lepidochromes (butterfly wing transfer prints). *Tropical Lepidoptera Research* 31 (Supplement 1): 1-32. DOI: 10.5281/zenodo.4959933

# TROPICAL LEPIDOPTERA RESEARCH

## ASSOCIATION FOR TROPICAL LEPIDOPTERA

Founded 1989

### BOARD OF DIRECTORS

Jon D. Turner, Ardmore, TN, USA (Executive Director)  
Charles V. Covell Jr., Gainesville, FL, USA  
John F. Douglass, Toledo, OH, USA  
Boyce A. Drummond, III, Ft. Collins, CO, USA  
Ulf Eitschberger, Marktleuthen, Germany  
Gerardo Lamas, Lima, Peru  
Olaf H. H. Mielke, Curitiba, Brazil  
Keith R. Willmott, Gainesville, FL, USA

### Editorial Staff:

Keith Willmott, Editor  
McGuire Center for Lepidoptera and Biodiversity  
Florida Museum of Natural History

University of Florida

[kwillmott@flmnh.ufl.edu](mailto:kwillmott@flmnh.ufl.edu)

Associate Editors: André V. L. Freitas (Brazil)

Shinichi Nakahara (USA)

Elena Ortiz-Acevedo (Colombia)

Ryan St Laurent (USA)

---

VOLUME 31 (Supplement 1)

June 2021

## ISSUE INFORMATION

**Jorge M. González, Helga Terzenbach, Andrés Orellana and Andrew F. E. Neild.** 2021. On the life of Théophile Raymond, his legacy and some of his lepidochromes (butterfly wing transfer prints). *Tropical Lepidoptera Research* 31 (Supplement 1): 1-32. DOI: 10.5281/zenodo.4959933

**Date of issue:** 18 June 2021

**Electronic copies (Online ISSN 2575-9256) in PDF format at:**

<http://journals.fcla.edu/troplep>

<https://zenodo.org>

Archived by the Institutional Repository at the University of Florida (IR@UF) (<http://ufdc.ufl.edu/ufir>)

**Printed copies (Print ISSN 1941-7659) deposited in libraries:**

CSIRO, Canberra, Australia

Museu de Zoologia da Universidade de São Paulo, São Paulo, Brazil

Institute of Zoology, Chinese Academy of Sciences, Beijing, China

Instituto de Ciencias Naturales, Universidad Nacional de Colombia, Bogotá, Colombia

Muséum National d'Histoire Naturelle, Paris, France

Bavarian State Collection of Zoology (Zoologische Staatssammlung), Munich, Germany

Museo de Historia Natural, Universidad Nacional Mayor de San Marcos, Lima, Peru

The Natural History Museum, London, UK

University of Florida, Gainesville, FL, USA

National Museum of Natural History, Smithsonian Institution, Washington, DC, USA

**Front and Back Cover** - Selected lepidochromes of Venezuelan butterflies by the Martinican naturalist Théophile Raymond.

**The Association for Tropical Lepidoptera, Inc.** is a non profit organization for the support of research on the biology, systematics, and conservation of tropical and subtropical Lepidoptera of the world. Funding for the Association helps to support research projects, field studies, and publications on tropical and subtropical Lepidoptera. The Association for Tropical Lepidoptera, as organized in 1989 in Florida, is a tax exempt corporation under Section 501(c)3 of the IRS Code and is a publicly supported organization as defined in Sections 170(b)(1)(vi) and 509(a). Contributions are tax deductible.

**TROPICAL LEPIDOPTERA RESEARCH (Print: ISSN 1941-7659; Online 2575-9256)** is published semi-annually (June and December) by the Association for Tropical Lepidoptera, Inc. Membership is open to all persons interested in Lepidoptera. Membership applications, dues, and other business should be sent to Association for Tropical Lepidoptera, P. O. Box 141210, Gainesville, FL 32614-1210, USA. Visit <http://www.troplep.org> for more information.

**Send Manuscripts to:** Dr. Keith R. Willmott, McGuire Center for Lepidoptera & Biodiversity, Florida Museum of Natural History, P. O. Box 112 710, University of Florida, Gainesville, FL 32611 [kwillmott@flmnh.ufl.edu](mailto:kwillmott@flmnh.ufl.edu), fax: 352-392-0479, phone: 352-273-2012. Instructions to authors can be found at [www.troplep.org](http://www.troplep.org).

# On the life of Théophile Raymond, his legacy and some of his lepidochromes (butterfly wing transfer prints)

Jorge M. González<sup>1,2,5</sup>, Helga Terzenbach<sup>3</sup>, Andrés Orellana<sup>4</sup> and Andrew F. E. Neild<sup>2</sup>

1. Austin Achieve Public Schools, Austin, Texas, USA.

2. McGuire Center for Lepidoptera and Biodiversity, Florida Museum of Natural History, University of Florida, Gainesville, FL 32611, USA; e-mail: andrew.neild@gmail.com.

3. Junta Directiva de la Fundación, Sociedad Venezolana de Ciencias Naturales, Urbanización El Marqués, Caracas, Venezuela; e-mail: helgagtm68@gmail.com.

4. Universidad Nacional Experimental del Táchira, Vicerrectorado Académico, Decanato de Docencia, Departamento de Ingeniería de Producción Animal, San Cristóbal, Táchira, Venezuela; e-mail: aorell@gmail.com.

5. Corresponding author, E-mail: gonzález.jorge.m@gmail.com

Date of issue online: 18 June 2021

Electronic copies (ISSN 2575-9256) in PDF format at: <http://journals.fcla.edu/troplep>; <https://zenodo.org>; archived by the Institutional Repository at the University of Florida (IR@UF), <http://ufdc.ufl.edu/ufir>; DOI: 10.5281/zenodo.4959933

© The author(s). This is an open access article distributed under the Creative Commons license CC BY-NC 4.0 (<https://creativecommons.org/licenses/by-nc/4.0/>).

**Abstract:** This note presents a brief biography and details of the life and work of the Martinican naturalist Théophile Raymond while living in Venezuela during the last years of the 19<sup>th</sup> century until his death in 1922. It also presents a list of butterflies collected and printed on plates by Raymond, using the old-fashioned technique known as lepidochromy (butterfly “transfer prints” or “wing prints”), as well as their current names.

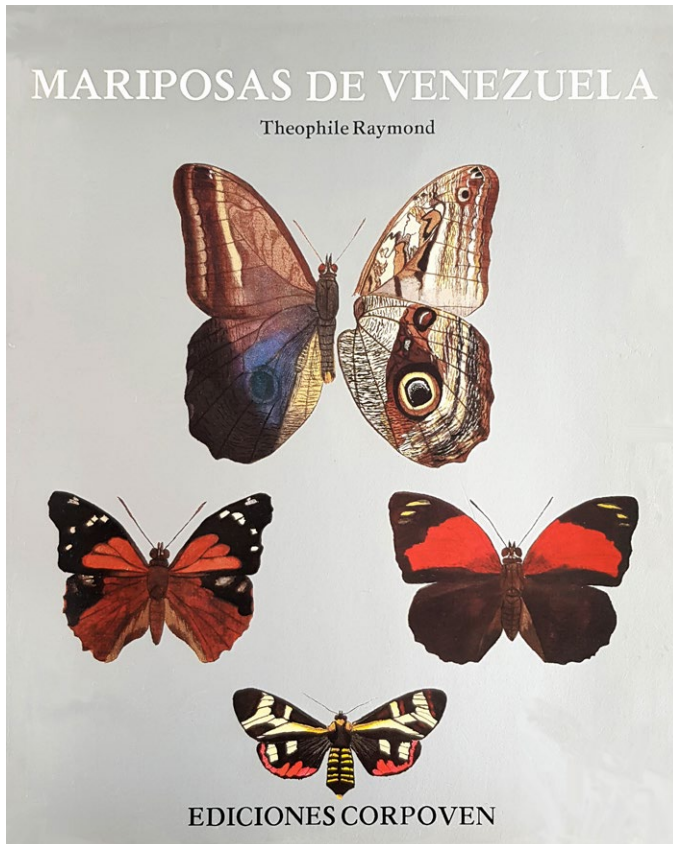
**Keywords:** biodiversity, lepidochromes, lepidochromy, Lepidoptera, Venezuela, wing prints.

**Resumen:** Esta nota presenta una breve biografía y detalles de la vida y trabajos del naturalista martiniqueño Théophile Raymond mientras vivió en Venezuela durante los años finales del siglo 19 y hasta el año 1922. Igualmente, se presenta una lista de mariposas recolectadas e impresas por Raymond utilizando la antigua técnica conocida como lepidocromía (“transferencia de escamas” o “transferencia de alas” de mariposas), así como su taxonomía actualizada.

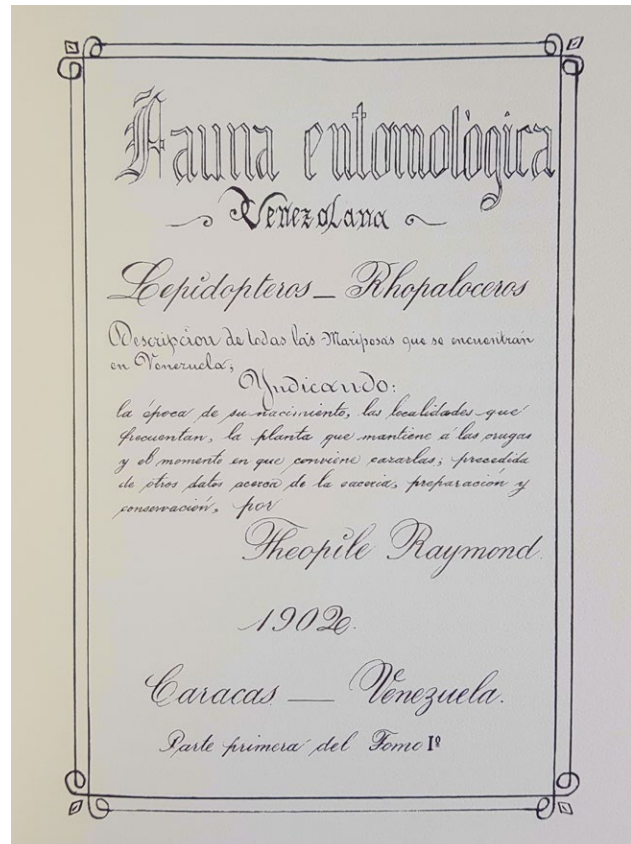
**Palabras clave:** biodiversidad, impresiones de alas, lepidocromía, Lepidoptera, Venezuela.

In December, 1982 many Venezuelan institutions, personalities and investigators (mainly entomologists) received a beautifully illustrated book as a Christmas gift from the Venezuelan oil company CORPOVEN and the Sociedad Venezolana de Ciencias Naturales (Aveledo Hostos, 1982) (Fig. 1). This work included a set of 53 plates depicting Lepidoptera, mostly butterflies, almost exclusively from Caracas and surrounding areas of the Cordillera de la Costa, which were painted life-size by Théophile Raymond (18??-1922) mostly during the early 20<sup>th</sup> century (Delgado Dugarte, 1959; Lichy, 1962; Fernández Yépez, 1982a,b; Raymond, 1982b,c, 1994; Orellana, 2000; Orellana *et al.*, 2002, 2019; Orellana & González, 2003; González, 2012, 2017). The book also contained facsimile reproductions of the author’s stylized handwritten notes and index, in Spanish, of a planned first volume of “*Fauna Entomologica Venezolana. Lepidópteros – Rhopalóceros. Atlas N° 1*” (Delgado Dugarte, 1959; Viloría, 1990) (Fig. 2). An English edition, of larger format, was published years later, but only a couple of the handwritten pages were printed in facsimile style; the remaining pages were translated and printed using a font that was intended to resemble handwriting (Raymond, 1994). Similarly, using this same format, the editor printed a limited edition with texts in German in 2001 (Orellana *et al.*, 2019; Raymond, 2001).

Venezuela has long been considered a megadiverse country, containing an abundant and diverse fauna, but only a few efforts have been focused on showing the variety of insects, most especially those in the order Lepidoptera (Aguilera *et al.*, 2003; González, 2005; González & Orellana, 2014; Rodríguez *et al.*, 2015; Rull *et al.*, 2019). Discounting the scientific literature whose access is limited mainly to researchers, little has been written about the Lepidoptera of Venezuela that can be easily accessed by the general public. After the pioneering book of Schmid & Endicott (1968), only a few works have subsequently been published (González, 2009; Viloría *et al.*, 2019). The books that followed were written by Manara (1982, 1994), Álvarez-Sierra & Álvarez-Corral (1984), and Raymond (1982b,c, 1994, 2001). The last was originally intended to be a larger work to be presented to the scientific world in several volumes, but it remained unpublished after the author’s death, and only part of the intended volumes and plates survived. A selection was posthumously published, first in Spanish and later in English and German, as a single volume which “masterly combines art and science” (Fernández Yépez, 1982a; Viloría, 1990; Orellana & González, 2003; González, 2005; González *et al.*, 2005; Orellana *et al.*, 2019). At a lesser scale, providing information on some of the Lepidoptera from four Venezuelan regions, we can also mention the works of Pittier (1923), Osuna



**Figure 1.** The cover of the first edition of Raymond's work (1982b), published by the Venezuelan oil company CORPOVEN and the Sociedad Venezolana de Ciencias Naturales.



**Figure 2.** Frontispiece of Raymond's planned first volume of "Fauna Entomologica Venezolana. Lepidópteros – Rhopalóceros. Atlas N° 1°".

(2000), Levin *et al.* (2009), and Vilorio & Costa (2019). On the other hand, Neild's (1996, 2008) *The Butterflies of Venezuela*, Parts 1 & 2, are comprehensive for the family Nymphalidae but are intended mostly for researchers and advanced amateurs (González, 2009).

Little is known about the life of Théophile Raymond, who was born on the Caribbean island of Martinique, especially regarding his childhood (Raymond, 1934a; Aveledo Hostos, 1982; Fernández Yépez, 1982a,b; Vilorio, 1990; Orellana & González, 2003; Texera, 2003; González, 2012, 2017; González & Orellana, 2014). He arrived in Caracas as an adolescent, around 1890 (Delgado Dugarte, 1959; González, 2012, 2017). In a note written in 1905, he mentions that he had been collecting butterflies for over 12 years (Delgado Dugarte, 1959; Fernández Yépez, 1982b). However, one loose sheet with notes about certain specimens clearly states the names of several butterflies collected in Caracas even earlier, in 1890 (Fernández Yépez, 1982b). Fascinated by the tropical natural world, Raymond would become acquainted with several young Venezuelan naturalists, including Luis Ramón Oramas (1884-1967) and Eduardo Röhl (1891-1951) (Delgado Dugarte, 1959; Lichy, 1962; González, 2012, 2017).

Raymond seems to have had a broad background in the natural sciences and wrote scientific articles on several topics from minerals to plants and animals (see Raymond, 1909, 1910, 1912, 1913a,b, 1914). However, there is no doubt that he was interested in insects and most especially in the Lepidoptera,

amassing a large and "marvelous collection" and planned to publish a treatise of the insects of Venezuela, with special emphasis on this group (Raymond, 1934a; Fernández Yépez, 1982a,b; González, 2012, 2017). He became a disciple and friend of Friar Cornelio de Tafalla (18??-1946), from the Franciscan convent of La Merced in Caracas (Raymond, 1982a; González, 2017). Tafalla was a well-known expert in taxidermy and had created a natural history museum in the convent of La Merced (Röhl, 1932; Phelps, 1944; Carrocera, 1946; Anonymous, 1954; González, 2012, 2017). It seems that the friar taught Raymond (as well as many other amateur naturalists (Röhl, 1932; Phelps, 1944)) all he knew about taxidermy, and besides preparing materials to be sent to several museums in Venezuela and abroad, they spent time studying and discussing scientific publications, mainly from Europe, obtained by the convent's library (Fr. C. de Armellada, pers. comm.). Raymond sent prepared insects, as well as bird and mammal skins, to museums in Europe, primarily to France (Raymond, 1934a; Delgado Dugarte, 1959; Texera, 2003; González, 2012, 2017).

Raymond was a member of the Société Impériale Zoologique d'Acclimatation in Paris, France (Fernández Yépez, 1982b). Together with several naturalists, such as Oramas and the composer and naturalist José Ángel Rodríguez López (1880-1966), he founded the short-lived Sociedad para las Ciencias Naturales Aplicadas (Society for the Applied Natural Sciences) in Caracas (Raymond, 1934a; Fernández Yépez, 1982b; González, 2012; González & Orellana, 2014). Unfortunately,



**Figure 3.** Unfinished colored pencil drawing of *Acherontia atropos* (Sphingidae), illustrating the first page of a notebook containing lepidochromes of Venezuelan Lepidoptera by Raymond.

he was able to produce only two issues of its scientific journal, entitled *El Naturalista Venezolano* (Fernández Yépez, 1982b). This short-lived society was the second of its kind in Venezuela, and was founded in an attempt to restart the study of the natural sciences that were somewhat neglected after the death of Adolf Ernst (1832-1899), who had created the first Venezuelan scientific society (Aveledo Hostos, 1982; Fernández Yépez, 1982a,b; González, 2012).

Raymond made collecting trips to Cata, Ocumare de la Costa and San Esteban, located in the states of Aragua and Carabobo (Fernández Yépez, 1982b). In 1908, accompanied by Röhl, he also conducted the first known expedition from the Naiguatá Peak, above Caracas, to the coast (Delgado Dugarte, 1959; Fernández Yépez, 1982b).


During his final years, Raymond worked as an inspector in a match factory (Raymond, 1934a). In 1917, he and his friend Antonio Carranza Rojas (1854-1924) presented displays of their insects (Lepidoptera and Coleoptera respectively), and Raymond included also an herbarium with many plant species collected in Caracas and surrounding areas, as part of an exhibition to promote the recently created Museums of “Historia Natural y Arqueología” and “Bellas Artes” in Caracas (González Rincones, 1918).

Raymond died of tuberculosis in, or days before, May of 1922, as can be attested by the disinfection seals printed on the unpublished volumes of his above-mentioned monograph, and signed by the Oficina Central de Sanidad Nacional, Servicio de Desinfección (Central office of National Health, Disinfection Service) (Raymond, 1934a; Fernández Yépez, 1982b; González & Orellana, 2003; Texera, 2003; González, 2005, 2012, 2017; see Raymond 1982b,c, 1994, 2001). Some

authors have suggested that Raymond died earlier, in 1915 (Lichy, 1962), but tuberculosis was such a scary and serious disease early in the 19<sup>th</sup> century in Caracas, that it is doubtful that the Disinfection Service in charge of contagious disease prophylaxes, quarantines, and sanitary records, waited years to disinfect Raymond’s belongings (Martin-Frechilla, 2008; Barboza Wulf, 2012; H. Lindorf & J. M. Ayala, pers. comm.).

### **Théophile Raymond’s legacy**

As soon as Raymond arrived in Venezuela, he became so impressed with the beauty, number, and diversity of butterflies and moths, that he started collecting and studying them (Raymond, 1934a,b,c; Fernández Yépez, 1982a,b; González & Orellana, 2003; González, 2012, 2017). According to Röhl and Oramas, he amassed a large collection of Lepidoptera (Fernández Yépez, 1982b), and decided to write a book, in several volumes, to present Venezuela’s stunning biological diversity to the world. To illustrate his specimens, he first experimented with a technique known as lepidochromy, which is the almost forgotten art of printing the natural colors and patterns of butterflies and moths by pressing and thereby transferring the insect’s wing scales to a paper surface that has been previously covered with glue (Edwards, 1770; Poulin, 1876; Maindron, 1889; André, 1899; Orousset, 2008; Péru, 2016). Some scales in Lepidoptera are capable of producing colors by differential absorption of visible wavelengths, while others can produce structural colors by physical interactions of light waves (Prum *et al.*, 2006). Even though scales have different shapes and complex microstructures with parallel ridges and cross ribs placed on a basal lamella, every scale is basically formed from three “plates”, and one of them, with the property of reflecting



**Figure 4.** Notable butterfly taxa illustrated by Raymond. A. *Evenus felix* Neild & Bálint. B. *Brangas neildonatus* Bálint & Faynel (Lycaenidae). C. *Epiphile boliviana lamasi* Neild. D. *Perisama patara patara* (Hewitson). E. *Prepona amydon bogotana* (Fruhstorfer) (Nymphalidae). F. *Memphis maria* Pyrcz & Neild. Had Raymond published his treatise during his lifetime, these and several other lepidopterans would have represented first records for the country, or even new taxa.

colors, is attached to, or laid on, the membranous wing of the butterfly or moth (Prum *et al.*, 2006; Gu *et al.*, 2015). The most basic lepidochrome technique reproduces the scales inversely, and exposes the reflective part of the scale to the outside, affecting the way the colors are seen (Poulin, 1876; Maindron, 1889). This technique, and modifications of it, was relatively popular until the end of the 19<sup>th</sup> century. A clear example of the use of this technique is found in the epic *Moths and Butterflies of the United States East of the Rocky Mountains*, written and published between 1898 and 1900 by the naturalist and skilled artist Sherman Foote Denton (1856-1937). All the illustrations in Denton's limited edition of only 500 printed copies are direct transfers from butterflies and moths found in the eastern United States. Even though the wings are reproduced in their natural beauty, their bodies, antennae, and legs were engraved, and brought to life by painting (Edwards, 1770; Poulin, 1876; Denton, 1898-1900; André, 1899; Orousset, 2008).

Most of Raymond's lepidochromes are contained in a couple of notebooks covering over 30 pages. Curiously, the first page of one of the notebooks presents an unfinished crayon drawing showing the life cycle, not of a Venezuelan species, but of a hawkmoth, most likely *Acherontia atropos* (Linnaeus) (Sphingidae) (Fig. 3). Twenty sheets (27.5 x 21.5 cm) with lepidochromes of butterflies and day-flying moths were found in those notebooks (Plates 1-20). The remaining 13 sheets include lepidochromes of non-diurnal moths, dated from 1899-1902. A separate envelope and folder included 23 "cards" with single lepidochromes. Some were unfinished, and a few were dated between 1900 and 1902. Only eight show butterflies or day-flying moths (Plate 21). Two other sheets (27.5 x 21.5 cm) dated 1911 and 1912 were also included in this folder.

The results obtained with the sheets (plates) using lepidochromes did not seem to appeal Raymond, as he decided instead to paint the insects with watercolors (Fernández Yépez, 1982a,b; Vilorio, 1990; Orellana & González, 2003; Orellana *et al.*, 2019). Curiously, several of the single lepidochromes were made during a period when various watercolor plates were being painted (see Raymond, 1982a,b, 1994, 2001). It appears that they could have been used as "models" for the colors, wing patterns, phenotypes, and other details, for the painting of the plates, or just to keep in his collection, or to display them or even to give away. Moreover, among the manuscripts and other plates remaining, there are some sophisticated and attractive lepidochromes dated 1911 and 1912, signed "Lepidocromías por T. Raymond S.", showing a specimen of *Thysania agrippina* (Cramer, 1776) (Erebidae) in the center, surrounded by smaller moths. These two plates look like they were made for decorative purposes, either for sale or as gifts for his friends and acquaintances.

Even though Raymond painted some watercolor plates as early as 1900, it seems that he formally started writing what would be his *magnum opus* by 1902 (see Raymond, 1982b,c, 1994, 2001). His observations, research, and work made him the pioneer of studies on Venezuelan Lepidoptera (Lichy, 1962; Aveledo Hostos, 1982; Fernández Yépez, 1982a,b). By 1905 he had prepared several plates and finished a good part of the text to be included in his work. The first volume is basically complete and starts with a heartfelt dedication to the Capuchin Monks of the order of Saint Francis of Assisi in La Merced in Caracas, and most especially to Friar Cornelio de Tafalla (Raymond, 1982a,b,c, 1994, 2001). On the back of a leaflet with ten Caracas lottery tickets dated August 10, 1905, found

inside one of the volumes, Raymond had written the draft of a dedication to his friend Carranza Rojas for his second volume (Delgado Dugarte, 1959; Fernández Yépez, 1982b; González, 2012). The plates and texts for the finished volume, as well as parts of the unfinished ones, regrettably remained unpublished in Raymond's lifetime and were almost lost after his death in 1922 (Fernández Yépez, 1982a,b).

Raymond collected mainly in Caracas, its surroundings, and other localities in the neighboring Cordillera de la Costa (Fernández Yépez, 1982a,b). However, some of the butterflies he illustrated have not been found, so far, in that area, for example *Perisama patara* (Hewitson, 1855) (Neild, 1996). We presume these specimens were collected in other regions of the country that he visited and collected, or were perhaps collected by others and given to him, but the possibility remains that these are rare and localized species that have yet to be rediscovered in the Cordillera de la Costa. Had Raymond been able to publish his work when he was alive, his would have been the first treatise on the Lepidoptera of Venezuela. Furthermore, many of the species he depicted would have represented first records for the country, and even included undescribed taxa (Lichy, 1962; Fernández Yépez, 1982a; Orellana, 2009; Vilorio *et al.* 2010; González, 2017; Orellana *et al.*, 2019). Some notable examples (Fig. 4) include *Evenus felix* Neild & Bálint, and *Brangas neildonatus* Bálint & Faynel (Lycaenidae), *Epiphile boliviana lamasi* Neild, *Memphis maria* Pyrcz & Neild, *Perisama patara* (Hewitson), and *Prepona amydon* (Hewitson) (Nymphalidae), *Papilio polyxenes costarum* Orellana (Papilionidae), *Pyrrhopyge thericles raymondi* Orellana and *P. caribe caribe* Orellana (Hesperiidae), all illustrated in his proposed book but published posthumously in 1982 (Raymond, 1934b, 1982b,c, 1994; Delgado Dugarte, 1959; Lichy, 1962; Orellana, 2008, 2009; Orellana *et al.*, 2019).

Raymond's manuscripts resurfaced in 1933 when Henri Pittier (1857-1950), acting secretary of the Sociedad Venezolana de Ciencias Naturales (Venezuelan Society of Natural Sciences), mentioned in a December 6, 1933 meeting that he had received from the Society member Francisco Izquierdo (1880-1943) a set of manuscripts by the deceased naturalist, including drawings and lepidochromes (Fernández Yépez, 1982a,b). Pittier encouraged the Society to publish those works.

A selection of the manuscripts, with a general introduction on the Lepidoptera, and with extensive notes on the Venezuelan Papilionidae, was then assigned to the French-Venezuelan entomologist René Lichy (1896-1981) (González, 2018) for publication (see Raymond, 1934a, 1934b, 1934c; Lichy, 1962). The remaining works were placed in the Society's library and unfortunately forgotten until the 1950s (Delgado Dugarte, 1959; Avelledo Hostos, 1982). Once the ornithologist Ramón Avelledo Hostos (1922-2002) became president of the Society in 1953, he decided to completely fulfill Pittier's wishes. Unfortunately, the opportunity to publish only arose many years later, when the Venezuelan oil company CORPOVEN agreed to finance the publication of a selection of texts and plates as a posthumous homage to the Martinican naturalist (Avelledo Hostos, 1982). The identifications of most species shown in Raymond (1982b,c, 1994, 2001) were done by the recognized Venezuelan entomologist Francisco Fernández Yépez (1923-

1986). However, he clearly expressed that it remained "open to specialists and investigators ... to complete and rectify the names of the illustrated species" (Fernández Yépez, 1982b). Thus, many names have been updated over the years by various authors (see Orellana, 2000; Orellana *et al.*, 2002, 2019; Orellana & González, 2003; González *et al.*, 2005; González & Orellana, 2014).

### Raymond's lepidochromes with current taxonomy for the depicted specimens

As previously mentioned, Raymond first experimented with the process of lepidochromy. He was probably dissatisfied with the results he obtained with these "wing transfer prints" and switched to watercolors for his definitive plates (Fernández Yépez, 1982b; González, 2012, 2017; Raymond, 1982b,c, 1994) (Figs. 4, 5, 6). A couple of notebooks have survived which contain over 30 large plates with lepidochromes. Eighteen of these plates consist only of butterflies, and two include day-flying moths (Plates 1 and 20), while the remaining plates contain nocturnal moths. Almost every large plate has a margin drawn along the four edges of the page, made in light blue, but now faded on most. In addition to these large plates, there are seven small sheets of paper, each showing a single lepidochrome; these have been digitally cut out and pasted onto a single large composite digital page (Plate 21). The paper used to create all these plates has suffered a significant amount of foxing, and this has created an illusion of a more yellowish color where the wings are translucent or transparent.

Some of the lepidochromes are cruder than others. Most butterflies look fine, but some of the moths, especially those with bodies covered with many scales, look a little "blurred". Most have their bodies, head, and antennae painted in, between the wings, as was customary for the technique (Poulin, 1876; Denton, 1898-1900; Orousset, 2008). Many were identified by Raymond, at least to genus, and for some, the sex is provided. The represented taxa seem to follow a somewhat loose pattern, and species of a particular family might be slipped in with specimens of another, as can be clearly noticed in the already published watercolors (see Raymond, 1982b,c, 1994, 2001).

Presented here are all the butterflies and day-flying moths that appear on Raymond's lepidochromes. Our main purpose is not just to show part of Raymond's work and provide the current taxonomy for some of the depicted lepidopterans, but also to present a selection of species that were of common occurrence in Caracas, its surroundings and some other places in the country during the late 19<sup>th</sup> and early 20<sup>th</sup> centuries, as has been done in other similar works (Orellana, 2000; Orellana *et al.*, 2003, 2019; Orellana & González, 2003; González *et al.*, 2005; González & Orellana, 2014). Sadly, the growth of Caracas has since relegated many of these depicted species to secluded sites along the Cordillera de la Costa to the north of the city, while others have disappeared entirely from this highly developed region. The taxa presented broadly follow the higher-level rank (family/subfamily) sequence and the generic and specific taxonomy in Lamas (2004), with some modifications based on Neild (1996, 2008) and Warren *et al.* (2016). The skippers (Hesperiidae) were identified by Bernard Hermier (France).

The original lepidochrome plates were photographed by one of the authors (HT) using the digital camera of an iPhone 7 Plus with a 3.99 mm f/1.8 optical lens (equivalent to a 28 mm lens on a 35 mm film camera). The exposure time varied from 1/40s-1/60s at ISO25. The plates were removed from the folders and placed individually on a larger sheet of paper with a color similar to the paper of the plates to avoid color distortions and to obtain a better contrast. The photographs were then taken in a Polaroid portable photo Studio box with two Polaroid LED 20 W lights which enhanced the details of the wing scales in all the lepidochromes. Due to the fragility of the plates, they were carefully manipulated using medical gloves in a clean photo studio to avoid contact with contaminated surfaces.

The plates have been organized to loosely follow the currently known phylogeny of Lepidoptera. Identifications for each plate run from left to right, from the top row to the bottom, except for Plates 1, 9, and 21. General comments associated with some species appear within square brackets.

**Plate 1** (Notes by Bernard Hermier, pers. comm.). The sequence of specimens on this plate (only) runs from top to bottom, starting with the central column figure, then the two lateral figures from left to right on the row below, then the next central figure, and so on.

*Astrartes* Hübner, [1819] species, sex undetermined, Hesperidae [there is a small possibility it is a *Narcosius* Steinhauser, 1986, but more likely it is either *Astrartes enotrus* (Stoll, 1781) or *Astrartes janeira* (Schaus, 1902).] [Raymond (1982a,b, 1994, 2001) figures *Astrartes enotrus* on Plate 47 (fig. 1) (Orellana *et al.*, 2002).]

*Perichares colenda* (Hewitson, 1866) ♀, Hesperidae (dorsal at left, ventral at right)

*Antigonus erosus* (Hübner, [1812]) ♂, Hesperidae

*Quadrus cerialis* (Stoll, 1782) ♂, Hesperidae (ventral at left, dorsal at right)

*Vettius aurelius* (Plötz, 1882) ♂, Hesperidae

Unidentified species in the Moncini (Hesperinae), sex undetermined, Hesperidae

*Pyrrhopyge caribe caribe* Orellana, 2010, ♀, Hesperidae

*Falga jeconia jeconia* (A. Butler, 1870) ♂, Hesperidae

*Polygonus* species, sex undetermined, Hesperidae [this could be either *Polygonus leo pallida* Röber, 1925 or *Polygonus savigny savigny* (Latreille, [1824]).] [Raymond (1982a,b, 1994, 2001) figures *Polygonus leo leo* (Gmelin, [1790]) on Plate 5, fig. 13 (Orellana *et al.*, 2002).]

#### Plate 2

*Mimoides ariarathes evagorides* Brown & Lamas, 1994 ♂, Papilionidae

*Heracles thoas nealces* (Rothschild & Jordan, 1906) ♂, Papilionidae

*Dismorphia cristia foedora* (Lucas, 1852) ♂, Pieridae

#### Plate 3

*Lieinix nemesis nemesis* (Latreille, [1813]) ♂, Pieridae

*Dismorphia amphione broomeae* A. Butler, 1899 ♂, Pieridae

#### Plate 4

*Phoebis agarithe agarithe* (Boisduval, 1836) ♀, Pieridae

*Phoebis argante argante* (Fabricius, 1775) ♂, Pieridae

*Phoebis philea philea* (Linnaeus, 1763) ♀, Pieridae

*Aphrissa statira statira* (Cramer, 1777) ♂, Pieridae

#### Plate 5

*Pereute charops venezuelana* (Hopffer, 1878) ♀, Pieridae

*Pereute charops venezuelana* (Hopffer, 1878) ♀, Pieridae

#### Plate 6

*Pyrisitia proterpia* (Fabricius, 1775) ♂, Pieridae

*Pyrisitia venusta venusta* (Boisduval, 1836) ♂, Pieridae

*Eurema xantochlora xantochlora* (Kollar, 1850) ♀, Pieridae

*Eurema albula marginella* (C. Felder & R. Felder, 1861) ♂, Pieridae

*Eurema xantochlora xantochlora* (Kollar, 1850) ♀, Pieridae

*Perrhybris pamela malenka* (Hewitson, 1852) ♀, Pieridae

*Leptophobia aripa aripa* (Boisduval, 1836) ♂, Pieridae

*Leptophobia penthica stammata* (Lucas, 1852) ♂, Pieridae

*Eurema xantochlora xantochlora* (Kollar, 1850) ♀, Pieridae

#### Plate 7

*Rekoa meton* (Cramer, 1779) ♀, Lycaenidae (left)

*Lucilda danaus* (C. Felder & R. Felder, 1865) ♀, Lycaenidae (right)

#### Plate 8

*Hades noctula* Westwood, 1851 ♀, Riodinidae

*Hades noctula* Westwood, 1851 ♀, Riodinidae

*Melanis electron electron* (Fabricius, 1793) ♂, Riodinidae

*Lasaia agesilas agesilas* (Latreille, [1809]), ♂, Riodinidae

**Plate 9.** For the sequence of specimens on this plate please see the notes for Plate 1.

*Hyaliris coeno coeno* (Doubleday, 1847) ♀, Danainae, Nymphalidae

*Mechanitis menapis caribensis* Fox, 1967 ♂, Danainae, Nymphalidae

*Mechanitis menapis caribensis* Fox, 1967 ♂, Danainae, Nymphalidae

*Ithomia ipianassa ipianassa* Doubleday, 1847, ♀, Danainae, Nymphalidae

*Episcada hymenaea hymenaea* (Prittwitz, 1865) ♂, Danainae, Nymphalidae

*Eutresis hypereia hypereia* Doubleday, 1847 ♂, Danainae, Nymphalidae

[The broad (painted) abdomen looks female, but male androconial 'hair pencils' are clearly visible on the hindwing costa]

*Greta andromica* (Hewitson, [1855]) ♀, Danainae, Nymphalidae

*Pteronymia oneida asopo* (C. Felder & R. Felder, 1865) ♂, Danainae, Nymphalidae

#### Plate 10

*Athesis clearista clearista* Doubleday, 1847 ♀, Danainae, Nymphalidae

*Dircenna jemina jemina* (Geyer, 1837) ♀, Danainae, Nymphalidae

[The represented specimen is an aberration]

*Hypothyris euclea euclea* (Godart, 1819) ♂, Danainae, Nymphalidae

#### Plate 11

*Eueides isabella huebneri* Ménétrés, 1857 ♂, Heliconiinae, Nymphalidae

*Eueides isabella huebneri* Ménétrés, 1857 ♂, Heliconiinae, Nymphalidae

*Eueides isabella huebneri* Ménétrés, 1857 (var. x *E. i. isabella* (Stoll, 1781)) ♂, Heliconiinae, Nymphalidae

*Altinote dicaeus laverna* (E. Doubleday, [1847]) ♀, Heliconiinae, Nymphalidae

*Altinote dicaeus laverna* (E. Doubleday, [1847]) ♂, Heliconiinae, Nymphalidae

*Eueides isabella huebneri* Ménétrés, 1857 ♀, Heliconiinae, Nymphalidae

#### Plate 12

*Dione glycera* (C. Felder & R. Felder, 1861) ♂, Heliconiinae, Nymphalidae

*Agraulis vanillae vanillae* (Linnaeus, 1758) ♂, Heliconiinae, Nymphalidae

*Dione junio junio* (Cramer, 1779) ♂, Heliconiinae, Nymphalidae

#### Plate 13

*Heliconius hecale anderida* (Hewitson, [1853]) ♂, Heliconiinae, Nymphalidae

*Heliconius erato hydara* (Hewitson, 1867) ♂, Heliconiinae, Nymphalidae

*Heliconius ethilla metalilis* A. Butler, 1873 ♂, Heliconiinae, Nymphalidae

#### Plate 14

*Caligo oileus oileus* C. Felder & R. Felder, 1861 ♂, Satyrinae, Nymphalidae

*Dynamine theseus* (C. Felder & R. Felder, 1861) ♂, Biblidinae, Nymphalidae

*Memphis acidalia acidalia* (Hübner, [1819]) ♀, Charaxinae, Nymphalidae

*Anartia amathea amathea* (Linnaeus, 1758) ♂, Nymphalinae, Nymphalidae

*Siseme pallas pallas* (Latreille, [1809]) ♂, Riodinidae

#### Plate 15

*Marpesia corinna* (Latreille, [1813]) ♂, Cyrestinae, Nymphalidae

*Hypanartia dione dione* (Latreille, [1813]) ♂, Nymphalinae, Nymphalidae

*Morpho helenor corydon* Guenée, 1859 ♂, Satyrinae, Nymphalidae

#### Plate 16

*Vanessa braziliensis* (Moore, 1883) ♀, Nymphalinae, Nymphalidae

*Castilia ofella* (Hewitson, [1864]) ♂, Nymphalinae, Nymphalidae

*Vanessa virginiensis* (Drury, 1773) ♂, Nymphalinae, Nymphalidae






Figure 5. Selected watercolor plates of Venezuelan butterflies painted by Théophile Raymond (Raymond 1982b,c, 1994, 2001).

*Adelpha irmina irmina* (Doubleday, [1848]) ♂, Limenitidinae, Nymphalidae  
*Dynamine tithia salpensa* (C. Felder & R. Felder, 1862) ♂, Biblidinae, Nymphalidae  
*Junonia evarete* (Cramer, 1779) ♂, Nymphalinae, Nymphalidae  
*Colobura dirce dirce* (Linnaeus, 1758) ♂, Nymphalinae, Nymphalidae  
*Diaethria euclides metiscus* (Doubleday, 1849) ♂, Biblidinae, Nymphalidae

**Plate 17** (Notes by Ángel Viloría, pers. comm.)

*Magneptychia libye* (Linnaeus, 1767) (probably ♂), Satyrinae, Nymphalidae  
*Magneptychia libye* (Linnaeus, 1767) (probably ♂), Satyrinae, Nymphalidae  
*Panyapedaliodes panyasis* (Hewitson, 1862) ♂, Satyrinae, Nymphalidae  
*Graphita griphe* (C. Felder & R. Felder, 1867) ♂, Satyrinae, Nymphalidae  
 [Male androconia are not noticeable, probably because the impression of the scales is reversed, and may not be distinguishable this way. The wing shape, however, is distinctive.]  
*Euptychoides laccine* (C. Felder & R. Felder, 1867) ♀, Satyrinae, Nymphalidae  
*Ypthimoides renata* (Stoll, 1780) (probably a male), Satyrinae, Nymphalidae  
 [This is the most likely identification, the species belongs to a group that is difficult to identify based on the dorsal surface only. This specimen has a very small ocellus, and is probably a male, since females typically have a bigger one.]  
*Pedaliodes pisonia* (Hewitson, 1862), ♂, Satyrinae, Nymphalidae [This is most probably *P. pisonia*, based on size, wing shape and the natural abundance of this species. The entire sample of the satyrines collected and illustrated by Raymond (1982a,b, 1994, 2001; and those in this work) came from middle elevations, where one of the most common *Pedaliodes* Butler, 1867 is *P. pisonia*, but due to the low quality of the lepidochrome, there is also the possibility that it may represent several other pronophiline species known from the region.]  
*Lymanopoda obsoleta* (Westwood, 1851) ♂, Satyrinae, Nymphalidae

**Plate 18**

*Mygona irmina irmina* (E. Doubleday, [1849]) ♂, Satyrinae, Nymphalidae

**Plate 19**

*Chetone angulosa* (Walker, 1854) ♂, Erebidae  
*Rhosus pulverosa* (Rothschild, 1896), Noctuidae [... specimens exist from Colonia Tovar and other localities in northern Venezuela. (H. Thöny, pers. comm.)]

**Plate 20**

*Urania leilus* (Linnaeus, 1758) ♂, Uraniidae

**Plate 21.** This is a composite plate made up of eight single-specimen lepidochromes, cut out using Adobe Photoshop ® and pasted onto a digital background. For the sequence of specimens on this plate please see the notes for Plate 1; however, we include the central figure in the last row (thus comprising three specimens).

*Cosmosoma helotes* (Druce, 1900), ♂(?), Erebidae [This specimen is possibly a male based on the thickness of the antennae. It seems to be a day-flying moth, even though we do not possess data to confirm that hypothesis. However, the related *Cosmosoma remotum* Hampson, 1898, has been collected by day on pyrrolizidine baits in French Guiana. Also, genera close to *Cosmosoma* Hübner, [1823], such as *Mesotheron* Hampson, 1898 or *Loxophlebia* Butler, 1876, can be collected by day on the same baits. (M. Laguerre, pers. comm.)]  
*Heraclides thoas nealces* (Rothschild & Jordan, 1906), ♂, Papilionidae  
*Archonias tereas critias* (C. Felder & R. Felder, 1859), ♂, Pieridae  
*Calodesma amica* (Stoll, [1781]), ♀, Erebidae [...very likely a female. The male is black & white but this species is polymorphic with at least two male and three female forms. Generally, they can be collected at light but are commoner on flowers, typically *Eupatorium* L. 1753. (M. Laguerre, pers. comm.)]  
*Heraclides homothoas* (Rothschild & Jordan, 1906), ♂, Papilionidae  
*Catasticta prioneris araguana* Eitschberger & Racheli, 1998, ♂, Pieridae  
 [The specimen is labeled as collected in “Yagrumal, Venezuela”, a small community near the town of El Junquito, west of Caracas.]  
*Esthemopsis jesse jesse* (A. Butler, 1870), ♂, Riodinidae  
*Heliconius antiochus araneides* Staudinger, 1897, ♂, Nymphalidae

ACKNOWLEDGMENTS

The first author is deeply indebted to both the late Francisco Fernández Yépez (FFY) and Ramón Aveledo Hostos. Francisco, mentor, colleague, and friend, was kind enough to request my help early in 1982 to look for details and information about Théophile Raymond. This stimulated me to learn more about naturalists and entomologists, past and present, who explored Venezuela and the Neotropics. Ramón also graced me with the privilege of his friendship, and let me explore the library and archives of the Sociedad Venezolana de Ciencias Naturales, looking for information about Raymond, and allowing me to handle the original work and take photographs of Raymond's manuscripts, plates, and lepidochromes. I extend my gratitude also to Isabel María Silva and Hilda Villanueva, secretary and librarian of the Society respectively, who permitted me to review all books, folders, and archives. I also thank the late Fray Cesáreo de Armellada who, even though he was ill when I met him at the La Merced convent (Caracas), was kind enough to sit with me and tell me all he knew about Fray Cornelio de Tafalla and Théophile Raymond. I am also indebted to the late Ernesto Armitano, who gave me the first book of Raymond's *Mariposas de Venezuela*, just after its first printing. I had served as “the middle man” between him and Fernández Yépez, in everything related to corrections and finishing touches for Raymond's book, and generously insisted I have the book before leaving Venezuela to follow a MSc in Entomology. I also thank Farid Ayaach, President of the board of the Sociedad Venezolana de Ciencias Naturales (SVCN) Foundation, and General Manager of the Society, for his unconditional help. We are all grateful to the SVCN members who made this work possible.

We are greatly indebted to: Bernard Hermier (France) who kindly identified and commented on the HesperIIDae; Zsolt Bálint (Hungarian Natural History Museum) for corroborating the identification of some Lycaenidae; Fernando Hernández-Baz (Universidad Veracruzana, Mexico), Michel Laguerre (Institut Européen de Chimie et Biologie, France), and Hubert Thöny (Reserva Serra Bonita, Brazil) for helpful comments and verifying the identification of the day-flying moths; Francisco “Paquito” Romero (Maracay, Venezuela) and Mauro Costa (Caracas, Venezuela) for comments on some of the species; José Manuel Ayala (Round Rock, Texas, USA), for information related to his collaboration with FFY while working on Raymond's (1982b) presentation and species identifications, as well as details on sanitary systems in Caracas at the beginning of the 20<sup>th</sup> century; Helga Lindorf (Universidad Central de Venezuela, Venezuela) for comments on sanitary systems in Caracas at the beginning of the 20<sup>th</sup> century; and Carlos Rivero Blanco (Caracas, Venezuela) for providing the photo of the cover used in Fig. 1. Our deepest appreciation to Gerardo Lamas (Museo de Historia Natural, Universidad Nacional Mayor de San Marcos, Peru) and an anonymous reviewer for comments on the manuscript, and to Ángel Luis Viloría (Instituto Venezolano de Investigaciones Científicas, Venezuela) for also verifying the identification of the satyrines; their contributions considerably improved this paper, as did the editorial skills of Keith Willmott (McGuire Center for Lepidoptera and Biodiversity, Florida Museum of Natural History, University of Florida, USA).



Figure 6. Selected watercolor plates of Venezuelan butterflies painted by Théophile Raymond (Raymond 1982b,c, 1994, 2001).

## LITERATURE CITED

- Aguilera, M., Azocar, A., González-Jiménez, E.** 2003. *Biodiversidad en Venezuela*. Caracas, Fundación Empresas Polar – Ministerio de Ciencia y Tecnología. Fondo Nacional de Ciencia, Tecnología e Innovación (FONACIT). 1076 pp.
- Álvarez-Sierra, J. R., Álvarez-Corral, J. R.** 1984. *Mariposas Diurnas de Venezuela: Introducción a su Conocimiento*. Caracas, Editorial Arte. 199 pp.
- André, E.** 1899. Tableaux analytiques illustrés pour la détermination des Lépidoptères de France, de Suisse, et de Belgique. *Miscellanea Entomologica, Revue Entomologique Internationale* 7(7-8): 117-119.
- Anonymous.** 1954. Fray Cornelio de Tafalla. *Revista "Madre del Buen Consejo," Lecároz* 30: 13.
- Aveledo Hostos, R.** 1982. Prefacio, pp. 7-8. In: Raymond, T., 1982a. *Mariposas de Venezuela*. Caracas, Ediciones Corpoven – Armitano Editor.
- Barboza Wulf, L.** 2012. Dinámica histórico-social y políticas de salud en Venezuela, durante las décadas centrales del siglo XX (1909-1960). *Acta Odontológica Venezolana* 50(3): 1-8.
- Carrocera, Fr. C. de.** 1946. Fray Cornelio de Tafalla, fundador en Caracas de un importante Museo de Ciencias Naturales, ha muerto. *Venezuela Misionera* 8(92): 269-271.
- Delgado Dugarte, C.** 1959, August 25. Bajo el polvo de una biblioteca dormían las mariposas de Venezuela. *El Nacional, Caracas* p. 42.
- Denton, S. F.** 1898-1900. *Moths and Butterflies of the United States East of the Rocky Mountains*. Boston, Bradlee Whidden. i-xv, 361 pp., 56 pls.
- Edwards, G.** 1770. *A receipt for taking the figures of butterflies on thin gummed paper*, pp. 117-119. In: *Essays Upon Natural History And Other Miscellaneous Subjects*. London, Robson.
- Fernández Yépez, F.** 1982a. Mariposas de Venezuela. El preciado legado de un gran naturalista. *Corpovoz* 1982(11/12): 17-23
- Fernández Yépez, F.** 1982b. *Presentación*, pp. 9-11. In: Raymond, T. 1982. *Mariposas de Venezuela*. Caracas, Ediciones Corpoven – Armitano Editor.
- González, J. M.** 2005. *Los Insectos en Venezuela*. Caracas, Fundación Bigott. 149 pp.
- González, J. M.** 2009. Book Review: The Butterflies of Venezuela. Part 2: Nymphalidae II (Acraeinae, Libytheinae, Nymphalinae, Ithomiinae, Morphinae). A comprehensive guide to the identification of adult Nymphalidae, Papilionidae, and Pieridae. *Florida Entomologist* 92(2): 407-408.
- González, J. M.** 2012. Théophile Raymond (18??-1922). *Natura* 2012, April: 1-4.
- González, J. M.** 2017. Evocando a Théophile Raymond. El naturalista que primero estudió las mariposas de Venezuela. *Wall Street International Magazine*. Retrieved June 10, 2019, from <https://wsimag.com/es/ciencia-y-tecnologia/31508-evocando-a-theophile-raymond>
- González, J. M.** 2018. René Lichy, el aventurero apasionado de las mariposas. *Revista Nacional de Cultura, Costa Rica* 70: 105-111.
- González, J. M., Orellana, A. M.** 2014. Adiciones, rectificaciones y actualizaciones a "Mariposas de Venezuela" por Théophile Raymond. V. Lycaenidae, Riodinidae y Geometridae (Insecta: Lepidoptera). *SHILAP Revista de Lepidopterología* 42(165): 19-26.
- González, J. M., Orellana, A. M., Lamas, G.** 2005. Adiciones, rectificaciones y actualizaciones a "Mariposas de Venezuela" por Théophile Raymond. IV. Pieridae y Hesperidae (Lepidoptera). *Entomotropica* 20(3): 265-269.
- González Rincones, R.** 1918. *Exposición*, pp. 5-57. In: Dirección de Instrucción Primaria, Secundaria y Normalista. *Memoria del Ministerio de Instrucción Pública. Volumen Primero, Tomo Primero*. Caracas, Imprenta Nacional.
- Gu, J., Zhang, D., Tan, Y.** 2015. *Metallic Butterfly Wing Scales. Superstructures with High Surface-enhancement Properties for Optical Applications*. Cham, Springer. 94 pp.
- Lamas, G.** 2004. *Checklist: Part 4A. Hesperioidea – Papilionoidea*. In: Heppner, J. (ed.). *Atlas of Neotropical Lepidoptera, volume 5A*. Gainesville, Association for Tropical Lepidoptera/Scientific Publications. 439 pp.
- Levín, L., Pérez-Cortéz, S., López, M., Piñango, J. E.** 2009. *Vida Silvestre en un Bosque Urbano de Caracas*. Caracas, Fundación Empresas Polar. 199 pp.
- Lichy, R.** 1962. Documentos para servir al estudio de los Lepidópteros de Venezuela (6ª nota). Apuntes sobre las *Agrias* Doubleday (Nymphalidae – Charaxinae). *Revista de la Facultad de Agronomía, Maracay* 2(4): 5-52.
- Maindrón, M.** 1889. Lepidochromy. *Scientific American Supplement* 27 (697): 11138-11139.
- Manara, B.** 1982. *Mariposas del Ávila*. Caracas, Federación Nacional de Cultura Popular. 48 pp.
- Manara, B.** 1994. *25 Mariposas de Caracas*. Caracas, Fondo Editorial Fundarte. 85 pp.
- Martin-Frechilla, J. J.** 2008. El dispositivo venezolano de sanidad y la incorporación de los médicos exiliados de la Guerra Civil española. *História, Ciências, Saúde – Manguinhos, Rio de Janeiro*, 15(2): 519-541.
- Neild, A. F. E.** 1996. *The Butterflies of Venezuela, Part 1: Nymphalidae I (Limenitidinae, Apaturinae, Charaxinae). A Comprehensive Guide to the Identification of Adult Nymphalidae, Papilionidae, and Pieridae*. Greenwich, London, Meridian Publications. 144 pp.
- Neild, A. F. E.** 2008. *The Butterflies of Venezuela, Part 2: Nymphalidae II (Acraeinae, Libytheinae, Nymphalinae, Ithomiinae, Morphinae). A Comprehensive Guide to the Identification of Adult Nymphalidae, Papilionidae, and Pieridae*. Greenwich, London, Meridian Publications. 275 pp.
- Orellana, A. M.** 2000. Adiciones, rectificaciones y actualizaciones a "Mariposas de Venezuela" por Théophile [sic] Raymond. Introducción, Charaxinae y Brassolinae (Lepidoptera: Nymphalidae). *Boletín de Entomología Venezolana* 15(2): 255-258.
- Orellana, A. M.** 2008. Pyrrhopyginae de Venezuela (Lepidoptera: Hesperioidea: Hesperidae). *Entomotropica* 23(3): 177-291.
- Orellana, A. M.** 2009. Description of a new tropical subspecies of the black swallowtail butterfly, *Papilio polyxenes* (Lepidoptera: Papilionidae) of Venezuela. *Boletín Científico del Museo de Historia Natural* 13(1): 92-101.
- Orellana, A. M., González, J. M.** 2003. Adiciones, rectificaciones y actualizaciones a "Mariposas de Venezuela" por Théophile Raymond. III. Castniidae y Papilionidae (Lepidoptera). *Entomotropica* 18(1): 73-76.
- Orellana, A. M., González, J. M., Vilorio, A. L.** 2019. Adiciones, rectificaciones y actualizaciones a "Mariposas de Venezuela" por Théophile Raymond. VI. Satyrinae (Insecta: Lepidoptera: Nymphalidae). *Anartia* 29: 54-67.
- Orellana, A. M., Warren, A. D., Mielke, O. H. H.** 2002. Adiciones, rectificaciones y actualizaciones a "Mariposas de Venezuela" por Théophile Raymond. II. Hesperidae. *Entomotropica* 17(1): 107-109.
- Orousset, J.** 2008. Un art oublié : la lépidochromie. *L'Entomologiste* 64(1): 47-58.
- Osuna, E.** 2000. *Entomología del Parque Nacional Henri Pittier. Estado Aragua, Venezuela*. Caracas, Ediciones Fundación Polar. 199 pp.
- Péru, L.** 2016. Papillons imprimés. *Insectes* 187: 27-29.
- Phelps, W. H.** 1944. Resumen de las colecciones ornitológicas hechas en Venezuela. *Boletín de la Sociedad Venezolana de Ciencias Naturales* (61): 325-444.
- Pittier, H. F.** 1923. *Exploraciones Botánicas y otras en la Cuenca de Maracaibo*. Caracas, Tipografía Mercantil. 100 pp. [first published in *Boletín comercial e industrial (Caracas)* 4; 1923].
- Poulin, H.** 1876. *Lépidoptères. Procédé pour Fixer sur le Papier les Couleurs des Ailes du Papillon et Principalement les Couleurs Bleues*. Paris, Deyrolle. 24 pp.
- Prum, R.O., Quinn, T., Torres, R.H.** 2006. Anatomically diverse butterfly scales all produce structural colours by coherent scattering. *The Journal of Experimental Biology* 209: 748-765.

- Raymond, T.** 1909. La Colirita. Mineral de las inmediaciones de Caracas. Clasificado por el Doctor José M. Vargas. *El Naturalista Venezolano (Caracas)* 1(1): 5-7.
- Raymond, T.** 1910. *Attacus orizaba* Westwood. *Boletín del Ministerio de Fomento* 1(8): 586-590.
- Raymond, T.** 1912. Las garrapatas (*Boophilus microplis* Ltr.). *Revista Técnica del Ministerio de Obras Públicas* 2(4): 105-110.
- Raymond, T.** 1913a. Empleo industrial del lirio de agua o mata de agua, *Eichornia crassipes*, Salom. *Revista Técnica del Ministerio de Obras Públicas* 3(32): 554-558.
- Raymond, T.** 1913b. Las especies de “Eucaliptus” más importantes para Venezuela. *Revista del Ministerio de Obras Públicas* 3(34): 694-700.
- Raymond, T.** 1914. Enfermedades del Cacaotero. Insectos que lo atacan. *Revista Técnica del Ministerio de Obras Públicas (Caracas)* 4(41): 213-218.
- Raymond, T.** 1934a. Introducción al estudio de las mariposas. *Boletín de la Sociedad Venezolana de Ciencias Naturales* 2(14): 191-203.
- Raymond, T.** 1934b. Lepidópteros de Venezuela. Familia Papilionidae Ltr. *Boletín de la Sociedad Venezolana de Ciencias Naturales* 2(16): 284-311.
- Raymond, T.** 1934c. Lepidópteros de Venezuela. Familia Papilionidae Ltr. *Boletín de la Sociedad Venezolana de Ciencias Naturales* 2(17): 313-352.
- Raymond, T.** 1982a. *Dedicatoria*, pp. 19-21. In: Raymond, T. 1982. *Mariposas de Venezuela*. Caracas: Ediciones Corpoven – Armitano Editores.
- Raymond, T.** 1982b. *Mariposas de Venezuela*. Caracas: Ediciones Corpoven – Armitano Editor. 277 pp.
- Raymond, T.** 1982c. *Mariposas de Venezuela*. [2nd Ed.]. Caracas, Armitano Editor. 277 pp.
- Raymond, T.** 1994. *Butterflies of Venezuela [1st English ed., McDaniel, S., transl.]*. Caracas, Armitano Editor. 248 pp.
- Raymond, T.** 2001. *Schmetterlinge Venezuelas*. [1st German ed., Schmidt, K., transl.]. Caracas, Armitano Editores, C. A. 247 pp.
- Rodríguez, J. P., García-Rawlins, A., Rojas-Suárez, F.** 2015. *Libro Rojo de la Fauna Venezolana. Cuarta Edición*. Caracas, Venezuela, Provita - Fundación Empresas Polar. 470 pp.
- Röhl, E.** 1932. Apuntes para la historia y la bibliografía de la ornitología venezolana. *Boletín de la Sociedad Venezolana de Ciencias Naturales* 6: 201-248.
- Rull, V., Vegas-Villarrúbia, T., Huber, O., Señaris, C.** 2019. *Biodiversity of Pantepui. The Pristine “Lost World” of the Neotropical Guiana Highlands*. Cambridge, Massachusetts: Academic Press. 470 pp.
- Sandoval, M. F., Fernández Badillo, A., González, J. M.** 2008. Mariposas (Insecta: Lepidoptera) del Parque Henri Pittier, Venezuela: Lista, distribución y algunas notas sobre su Historia Natural. *Revista de la Facultad de Agronomía, Alcance* 70: 1-140.
- Schmid, M., Endicott, B. M.** 1968. *Mariposas de Venezuela*. Copenhagen, Denmark: L. Levison Jr. 67 pp.
- Texera, Y.** 2003. *La Zoología en Venezuela 1936-1970: una Historia Social*. Caracas: Universidad Central de Venezuela/Fundación Polar. 208 pp.
- Viloria, A. L.** 1990. Mariposas de Venezuela, by Théophile Raymond. 1982a. *Journal of the Lepidopterists’ Society* 44(1): 41.
- Viloria, A. L., Costa, M.** 2019. *Butterflies*, pp. 193-222. In: Rull, V., Vegas-Villarrúbia, T., Huber, O., Señaris, C. (Eds.), *Biodiversity of Pantepui. The pristine “Lost World” of the Neotropical Guiana Highlands*. Cambridge, Massachusetts, Academic Press.
- Viloria, A. L., Pyrcz, T. W., Orellana, A. M.** 2010. A survey of the Neotropical montane butterflies of the subtribe Pronophilina (Lepidoptera, Nymphalidae) in the Venezuelan Cordillera de la Costa. *Zootaxa* 2622: 1-41.
- Viloria, A.L., Rivas, G. A., González, J. M.** 2019. On Schmid & Endicott’s Mariposas de Venezuela. *Anartia* 29: 115-122.
- Warren, A. D., Davis, K. J., Stangeland, E. M., Pelham, J. P., Grishin, N. V.** 2016. *Illustrated Lists of American Butterflies*. [21-XI-2017] <<http://www.butterfliesofamerica.com/>>



**Plate 1.** HesperIIDae (top to bottom; left to right): *Astraptus* sp.; *Perichares colenda* ♀ (left & right); *Antigonus erosus* ♂; *Quadrus cerialis* ♂ (left & right); *Vettius aurelius* ♂; unidentified species of Moncini (HesperIIDae) (sex?); *Pyrrhopyge caribe caribe* ♀; *Falga jeconia jeconia* ♂; *Polygonus* sp. [either *P. leo pallida* or *P. savigny savigny*].



**Plate 2.** Papilionidae (top to bottom): *Mimoides ariarathes evagorides* ♂; *Heraclides thoas nealces* ♂; Pieridae (bottom): *Dismorphia crisia foedora* ♂.



**Plate 3.** Pieridae (top to bottom): *Lieinix nemesis nemesis* ♂; *Dismorphia amphione broomeae* ♂.





**Plate 4.** Pieridae (left to right; top to bottom): *Phobis agarithe agarithe* ♀; *Phobis argante argante* ♂; *Phobis philea philea* ♀; *Aprissa statira statira* ♂.




Plate 5. Pieridae: *Pereute charops venezuelana* ♀ (both specimens).




**Plate 6.** Pieridae (left to right; top to bottom): *Pyrisitia proterpia* ♂; *Pyrisitia venusta venusta* ♂; *Eurema xantochlora xantochlora* ♀; *Eurema albula marginella* ♂; *Eurema xantochlora xantochlora* ♀; *Perrhybris pamela malenka* ♀; *Leptophobia aripa aripa* ♂; *Leptophobia penthica stamnata* ♂; *Eurema xantochlora xantochlora* ♀.



**Plate 7.** Lycaenidae (left to right): *Rekoa meton* ♀; *Lucilda danaus* ♀.



Plate 8. Riodinidae (left to right; top to bottom): *Hades noctula* ♀ (left & right); *Melanis electron electron* ♂; *Lasaia agesilas agesilas* ♂.



**Plate 9.** Nymphalidae (top to bottom; left to right): *Hyalyris coeno coeno* ♀; *Mechanitis menapis caribensis* ♂ (left and right); *Ithomia iphianassa iphianassa* ♀; *Episcada hymenaea hymenaea* ♂; *Eutresis hypereia hypereia* ♂; *Greta andromica* ♀; *Pteronymia oneida asopo* ♂.



Plate 10. Nymphalidae (top to bottom): *Athesis clearista clearista* ♀; *Dircenna jemina jemina* ♀; *Hypothyris euclea euclea* ♂.



**Plate 11.** Nymphalidae (left to right; top to bottom): *Eueides isabella huebneri* ♂ (left and right); *Eueides isabella huebneri* (var. x *E. i. isabella*) ♂; *Altinote dicaeus laverna* ♀; *Altinote dicaeus laverna* ♂; *Eueides isabella huebneri* ♀.






Plate 12. Nymphalidae (top to bottom): *Dione glycera* ♂; *Agraulis vanillae vanillae* ♂; *Dione juno juno* ♂.




Plate 13. Nymphalidae (top to bottom): *Heliconius hecale anderida* ♂; *Heliconius erato hydara* ♂; *Heliconius ethilla metalilis* ♂.



**Plate 14.** Nymphalidae (top to bottom; left to right): *Caligo oileus oileus* ♂ (left and right); *Dynamine theseus* ♂; *Memphis acidalia acidalia* ♀; *Anartia amathea amathea* ♂; Riodinidae: *Siseme pallas pallas* ♂.



Plate 15. Nymphalidae (top to bottom): *Marpesia corinna* ♂; *Hypanartia dione dione* ♂; *Morpho helenor corydon* ♂.



**Plate 16.** Nymphalidae (left to right; top to bottom): *Vanessa virginiensis* ♀; *Castilia ofella* ♂; *Vanessa braziliensis* ♂; *Adelpha irmina irmina* ♂; *Dynamine tithia salpensa* ♂; *Junonia evarete* ♂; *Colobura dirce dirce* ♂; *Diaethria euclides metiscus* ♂.



**Plate 17.** Nymphalidae (left to right; top to bottom): *Magneptychia libye* (♂?) (left and right); *Panyapedaliodes panyasis* ♂; *Graphita griphe* ♂; *Euptychoides laccine* ♀; *Ypthimoides renata* (♂?); *Pedaliodes pisonia* ♂; *Lymanopoda obsolata* ♂.



Plate 18. Nymphalidae: *Mygona irmina irmina* ♂.



Plate 19. Erebidae (top to bottom): *Chetone angulosa* ♂; Noctuidae: *Rhosus pulverosa* (sex?).





Plate 20. Uraniidae: *Urania leilus* ♂.



**Plate 21.** Erebidae (center, top): *Cosmosoma helotes* (♂?); Papilionidae (center, second from top): *Heraclides thoas nealces* ♂; Pieridae (top left): *Archonias tereas critias* ♂; Erebidae (top right): *Calodesma amica* ♀; Papilionidae (center): *Heraclides homothoas* ♂; Riodinidae (center bottom): *Esthemopsis jesse jesse* ♂; Pieridae (bottom left): *Catasticta prioneris araguana* ♂; Nymphalidae (bottom right): *Heliconius antiochus araneides* ♂.



