

INSECTA MUNDI

A Journal of World Insect Systematics

0192

New taxa and combinations in *Onciderini* Thomson, 1860
(Coleoptera: Cerambycidae: Lamiinae)

Eugenio H. Nears
Department of Biology
Museum of Southwestern Biology
University of New Mexico
Albuquerque, NM 87131-0001, USA

Ian P. Swift
California State Collection of Arthropods
3294 Meadowview Road
Sacramento, CA 95832-1448, USA

Date of Issue: September 16, 2011

Eugenio H. Nearn and Ian P. Swift
New taxa and combinations in Onciderini Thomson, 1860
(Coleoptera: Cerambycidae: Lamiinae)
Insecta Mundi 0192: 1-27

Published in 2011 by

Center for Systematic Entomology, Inc.
P. O. Box 141874
Gainesville, FL 32614-1874 U. S. A.
<http://www.centerforsystematicentomology.org/>

Insecta Mundi is a journal primarily devoted to insect systematics, but articles can be published on any non-marine arthropod. Topics considered for publication include systematics, taxonomy, nomenclature, checklists, faunal works, and natural history. **Insecta Mundi** will not consider works in the applied sciences (i.e. medical entomology, pest control research, etc.), and no longer publishes book reviews or editorials. **Insecta Mundi** publishes original research or discoveries in an inexpensive and timely manner, distributing them free via open access on the internet on the date of publication.

Insecta Mundi is referenced or abstracted by several sources including the Zoological Record, CAB Abstracts, etc. **Insecta Mundi** is published irregularly throughout the year, with completed manuscripts assigned an individual number. Manuscripts must be peer reviewed prior to submission, after which they are reviewed by the editorial board to ensure quality. One author of each submitted manuscript must be a current member of the Center for Systematic Entomology.

Managing editor: Paul E. Skelley, e-mail: insectamundi@gmail.com

Production editor: Michael C. Thomas & Ian Stocks, e-mail: insectamundi@gmail.com

Editorial board: J. H. Frank, M. J. Paulsen

Subject editors: G.B. Edwards, J. Eger, A. Rasmussen, F. Shockley, G. Steck, Ian Stocks, A. Van Pelt, J. Zaspel

Printed copies deposited in libraries of:

CSIRO, Canberra, ACT, Australia
Museu de Zoologia, São Paulo, Brazil
Agriculture and Agrifood Canada, Ottawa, ON, Canada
The Natural History Museum, London, Great Britain
Muzeum i Instytut Zoologiczny PAN, Warsaw, Poland
National Taiwan University, Taipei, Taiwan
California Academy of Sciences, San Francisco, CA, USA
Florida Department of Agriculture and Consumer Services, Gainesville, FL, USA
Field Museum of Natural History, Chicago, IL, USA
National Museum of Natural History, Smithsonian Institution, Washington, DC, USA
Zoological Institute of Russian Academy of Sciences, Saint-Petersburg, Russia

Electronic copies in PDF format:

Printed CD mailed to all members at end of year.

Florida Center for Library Automation: <http://purl.fcla.edu/fcla/insectamundi>

University of Nebraska-Lincoln, Digital Commons: <http://digitalcommons.unl.edu/insectamundi/>

Goethe-Universität, Frankfurt am Main: <http://edocs.ub.uni-frankfurt.de/volltexte/2010/14363/>

Author instructions available on the Insecta Mundi page at:

<http://www.centerforsystematicentomology.org/insectamundi/>

Printed copies deposited in libraries (ISSN 0749-6737)

Electronic copies in PDF format (On-Line ISSN 1942-1354, CDROM ISSN 1942-1362)

Copyright held by the author(s). This is an open access article distributed under the terms of the Creative Commons, Attribution Non-Commercial License, which permits unrestricted non-commercial use, distribution, and reproduction in any medium, provided the original author(s) and source are credited. <http://creativecommons.org/licenses/by-nc/3.0/>

New taxa and combinations in Onciderini Thomson, 1860
(Coleoptera: Cerambycidae: Lamiinae)

Eugenio H. Nearn

Department of Biology
Museum of Southwestern Biology
University of New Mexico
Albuquerque, NM 87131-0001, USA
gnearns@unm.edu

Ian P. Swift

California State Collection of Arthropods
3294 Meadowview Road
Sacramento, CA 95832-1448, USA
ian@pleocoma.com

Abstract. *Monneoncideres*, a new genus of Onciderini Thomson, 1860 (Coleoptera: Cerambycidae: Lamiinae) is described and illustrated. Six new species of Onciderini are also described and illustrated: *Hesycha tavakiliani* from Brazil; *Lesbates milleri* from Venezuela; *Monneoncideres cristata* from Ecuador and Peru; *Neodillonina waltersi* from Ecuador; *Tibiosoma martinsi* from Ecuador; and *Trestonia wappesi* from Panama. Keys to the known species of *Lesbates* Dillon and Dillon, 1945 and *Tibiosoma* Martins and Galileo, 1990 are provided. The genus *Ophthalmocydrus* Aurivillius, 1925 (Onciderini) is transferred to Pteropliini (Lamiinae); and *Xylomimus* Bates, 1865 (Apomecynini) is transferred to Onciderini. The following new synonymies are proposed: *Kuauna* Martins and Galileo, 2009 = *Ophthalmocydrus* Aurivillius, 1925; *Paraplerodia* Martins and Galileo, 2010 = *Tibiosoma* Martins and Galileo, 2007; *Paraplerodia acarinata* Martins and Galileo, 2010 = *Tibiosoma maculosa* Martins and Galileo, 2007; and *Ischiomaeocles* Franz, 1954 = *Lochmaeocles* Bates, 1880. The following new combination is proposed: *Lochmaeocles salvadorensis* (Franz, 1954), transferred from *Ischiomaeocles*. The following 37 new country records are reported: *Alexera barii* (Jekel, 1861) (Bolivia, Ecuador); *Bacuris sexvittatus* (Bates, 1865) (Panama); *Cacostola brasiliensis* Thomson, 1868 (Argentina); *Cherentes niveilateris* (Thomson, 1868) (French Guiana); *Cicatrodea monima* Dillon and Dillon, 1946 (Ecuador); *Clavidesmus metallicus* (Thomson, 1868) (Ecuador, Peru); *Cydros leucurus* Pascoe, 1866 (Brazil); *Ecthoea quadricornis* (Olivier, 1792) (Ecuador); *Eudesmus grisescens* Audinet-Serville, 1835 (Ecuador, Trinidad and Tobago, Venezuela); *Euthima variegata* (Aurivillius, 1921) (Ecuador); *Hesyphotypa heraldica* (Bates, 1872) (Belize, Guatemala); *Hesyphotypa punctata* Martins, 1979 (Peru); *Lochmaeocles basalis* Dillon and Dillon, 1946 (Ecuador, Trinidad and Tobago); *Lochmaeocles zonatus* Dillon and Dillon, 1946 (Venezuela); *Lydipta conspersa* (Aurivillius, 1922) (Peru); *Neocherentes dilloniorum* Tippmann, 1960 (Brazil); *Neolampedusa obliquator* (Fabricius, 1801) (Ecuador); *Peritrox perbra* Dillon and Dillon, 1945 (Ecuador); *Priscatoides tatila* Dillon and Dillon, 1945 (Bolivia); *Strioderes peruanus* Giorgi, 2001 (Brazil); *Trachysomus apipunga* Martins and Galileo, 2008 (Peru); *Trachysomus camelus* Buquet, 1852 (Venezuela); *Trachysomus peregrinus* Thomson, 1858 (Ecuador); *Trachysomus thomsoni* Aurivillius, 1923 (Venezuela); *Trestoncideres laterialba* Martins and Galileo, 1990 (Brazil); *Trestonia exotica* Galileo and Martins, 1990 (Ecuador); *Trestonia fulgurata* Buquet, 1859 (Grenada, Trinidad and Tobago); *Tritania dilloni* Chalumeau, 1990 (Venezuela); *Tulcus paganus* (Pascoe, 1859) (Ecuador); *Xylomimus baculus* Bates, 1865 (French Guiana). *Theobroma cacao* Linnaeus (Sterculiaceae) is recorded as a new host plant record for *Eudesmus grisescens*.

Key words. Host plant; Key; Neotropical; New distribution record; New genus; New species; New synonymy; Taxonomy.

Resumen. *Monneoncideres*, un nuevo género de Onciderini Thomson, 1860 (Coleoptera: Cerambycidae: Lamiinae) es descrito e ilustrado. Seis nuevas especies de Onciderini son descritas e ilustradas: *Hesycha tavakiliani* de Brasil; *Lesbates milleri* de Venezuela; *Monneoncideres cristata* de Ecuador y Perú; *Neodillonina waltersi* de Ecuador; *Tibiosoma martinsi* de Ecuador; y *Trestonia wappesi* de Panamá. Claves a las especies conocidas de *Lesbates* Dillon y Dillon, 1945 y *Tibiosoma* Martins y Galileo, 1990, son incluidas. El género *Ophthalmocydrus* Aurivillius, 1925 (Onciderini) se transfiere a Pteropliini (Lamiinae); y *Xylomimus* Bates, 1865 (Apomecynini) se transfiere a Onciderini. Las siguientes nuevas sinonimias se proponen: *Kuauna* Martins y Galileo, 2009 = *Ophthalmocydrus* Aurivillius, 1925; *Paraplerodia* Martins y Galileo, 2010 = *Tibiosoma* Martins y Galileo, 2007; *Paraplerodia acarinata* Martins y Galileo, 2010 = *Tibiosoma maculosa* Martins y Galileo, 2007; y *Ischiomaeocles* Franz, 1954 = *Lochmaeocles* Bates, 1880. La siguiente nueva combinación es propuesta: *Lochmaeocles salvadorensis* (Franz, 1954), transferida de *Ischiomaeocles*. Los siguientes 37 nuevos registros de país son reportados: *Alexera barii* (Jekel, 1861) (Bolivia, Ecuador); *Bacuris sexvittatus* (Bates, 1865) (Panamá); *Cacostola brasiliensis* Thomson, 1868 (Argentina); *Cherentes niveilateris* (Thomson, 1868) (Guayana Francesa); *Cicatrodea monima* Dillon y Dillon, 1946 (Ecuador); *Clavidesmus metallicus* (Thomson, 1868) (Ecuador, Perú); *Cydros leucurus* Pascoe, 1866 (Brasil); *Ecthoea quadricornis* (Olivier, 1792) (Ecuador); *Eudesmus grisescens* Audinet-Serville, 1835 (Ecuador, Trinidad y Tobago, Venezuela); *Euthima variegata* (Aurivillius, 1921) (Ecuador); *Hesyphotypa heraldica* (Bates, 1872) (Belize, Guatemala); *Hesyphotypa punctata* Martins, 1979 (Perú); *Lochmaeocles basalis* Dillon y Dillon, 1946 (Ecuador, Trinidad y Tobago); *Lochmaeocles zonatus* Dillon y Dillon, 1946 (Venezuela); *Lydipta conspersa* (Aurivillius, 1922) (Perú); *Neocherentes dilloniorum* Tippmann, 1960 (Brasil); *Neolampedusa obliquator* (Fabricius, 1801) (Ecuador); *Peritrox perbra* Dillon y Dillon, 1945 (Ecuador); *Priscatoides tatila* Dillon y Dillon, 1945 (Bolivia); *Strioderes peruanus* Giorgi, 2001 (Brasil); *Trachysomus apipunga* Martins y Galileo, 2008 (Perú); *Trachysomus camelus* Buquet, 1852 (Venezuela); *Trachysomus peregrinus* Thomson, 1858 (Ecuador); *Trachysomus thomsoni* Aurivillius, 1923 (Venezuela); *Trestoncideres laterialba* Martins y Galileo, 1990 (Brasil); *Trestonia exotica* Galileo y Martins, 1990 (Ecuador); *Trestonia fulgurata* Buquet, 1859 (Grenada, Trinidad y Tobago); *Tritania dilloni* Chalumeau, 1990 (Venezuela); *Tulcus paganus* (Pascoe, 1859) (Ecuador); *Xylomimus baculus* Bates, 1865 (Guayana Francesa). *Theobroma cacao* Linnaeus (Sterculiaceae) es registrado como un nuevo registro de planta huésped para *Eudesmus grisescens*.

Paraplerodia Martins y Galileo, 2010 = *Tibiosioma* Martins y Galileo, 2007; *Paraplerodia acarinata* Martins y Galileo, 2010 = *Tibiosioma maculosa* Martins y Galileo, 2007; y *Ischiomaeocles* Franz, 1954 = *Lochmaeocles* Bates, 1880. Las siguientes **nuevas combinaciones** se proponen: *Lochmaeocles salvadorensis* (Franz, 1954), transferido de *Ischiomaeocles*. Los siguiente 37 **nuevos registros** de país se reportan: *Alexera barii* (Jekel, 1861) (Bolivia, Ecuador); *Bacuris sexvittatus* (Bates, 1865) (Panamá); *Cacostola brasiliensis* Thomson, 1868 (Argentina); *Cherentes niveilateris* (Thomson, 1868) (Guayana Francesa); *Cicatrodea monima* Dillon y Dillon, 1946 (Ecuador); *Clavidesmus metallicus* (Thomson, 1868) (Ecuador, Perú); *Cydros leucurus* Pascoe, 1866 (Brasil); *Ecthoea quadricornis* (Olivier, 1792) (Ecuador); *Eudesmus grisescens* Audinet-Serville, 1835 (Ecuador, Trinidad y Tobago, Venezuela); *Euthima variegata* (Aurivillius, 1921) (Ecuador); *Hesychotypa heraldica* (Bates, 1872) (Belice, Guatemala); *Hesychotypa punctata* Martins, 1979 (Perú); *Lochmaeocles basalis* Dillon and Dillon, 1946 (Ecuador, Trinidad y Tobago); *Lochmaeocles zonatus* Dillon and Dillon, 1946 (Venezuela); *Lydiptia conspersa* (Aurivillius, 1922) (Perú); *Neocherentes dilloniorum* Tippmann, 1960 (Brasil); *Neolampidusa obliquator* (Fabricius, 1801) (Ecuador); *Peritrox perbra* Dillon and Dillon, 1945 (Ecuador); *Priscatoides tatila* Dillon y Dillon, 1945 (Bolivia); *Strioderes peruanus* Giorgi, 2001 (Brasil); *Trachysomus apipunga* Martins y Galileo, 2008 (Perú); *Trachysomus camelus* Buquet, 1852 (Venezuela); *Trachysomus peregrinus* Thomson, 1858 (Ecuador); *Trachysomus thomsoni* Aurivillius, 1923 (Venezuela); *Trestoncideres laterialba* Martins y Galileo, 1990 (Brasil); *Trestonia exotica* Galileo y Martins, 1990 (Ecuador); *Trestonia fulgurata* Buquet, 1859 (Grenada, Trinidad y Tobago); *Tritania dilloni* Chalumeau, 1990 (Venezuela); *Tulcus paganus* (Pascoe, 1859) (Ecuador); *Xylomimus baculus* Bates, 1865 (Guayana Francesa). *Theobroma cacao* Linnaeus (Sterculiaceae) se reporta como nuevo registro de planta hospedera para *Eudesmus grisescens*.

Palabras Claves. Clave; Nueva especie; Nueva sinonimia; Nuevo género; Nuevo registro de país; Planta hospedera; Región neotropical; Taxonomía.

Introduction

The tribe Onciderini Thomson, 1860 (Cerambycidae: Lamiinae) is widely distributed in the New World from North America to southern South America. Nearly all genera in the tribe (77 of 80) are known from South America, with most occurring in Brazil (71 of 80) (Monné 2005; Monné and Bezark 2011; Nearns et al. 2011). The only major revision of the tribe was undertaken by Dillon and Dillon (1945, 1946) who recognized 63 genera and 260 species. This important contribution provided dorsal habitus illustrations of 251 taxa, nearly all of which were illustrated for the first time, as well as dichotomous keys to genera and species. One major flaw in their study must be noted: Dillon and Dillon did not examine type specimens of many taxa deposited at European museums, most notably those described by Thomson and Bates, deposited at the MNHN and BMNH. Given the concurrence of their revision with World War II, this is understandable; however, this omission has caused several taxonomic problems at both the generic and species level.

Since Dillon and Dillon's revision, taxonomic contributions have been provided by several authors, including Dillon and Dillon (1949, 1952), Fragoso (1967, 1970, 1971), Galileo and Martins (1990, 1991, 2001, 2003, 2007, 2008a, 2008b), Giorgi (1998, 2001a, 2001b), Martins (1975, 1979, 1981a, 1981b), Martins and Galileo (1990, 1995, 1996, 2005a, 2005b, 2007, 2008, 2009a, 2009b, 2010), Martins et al. (2006, 2008, 2009), Monné and Fragoso (1984), Noguera (1993), and Noguera and Chemsak (1993). Onciderini currently consists of approximately 450 species in 80 genera (Monné and Bezark 2011). It is worth noting that over half (54) of the genera are either monotypic or have only two species. A phylogenetic analysis of the tribe has not been conducted and its monophyly remains untested. A morphological study and cladistic analysis of the tribe is forthcoming (Nearns and Miller, in preparation).

During the process of producing a Lucid key to the genera of Onciderini (Nearns et al. 2011), several new taxa, taxonomic problems, and distribution records came to light. Here we add a new genus and six new species, propose three synonymies and transfer two taxa, and add 37 new country records.

Materials

Specimens from the following collections were examined and the following codens are used throughout the paper:

ACMS	American Coleoptera Museum, San Antonio, Texas, USA
BMNH	The Natural History Museum, London, United Kingdom
CASC	California Academy of Sciences Collection, San Francisco, California, USA
CMNH	Carnegie Museum of Natural History, Pittsburgh, Pennsylvania USA
CUIC	Cornell University Insect Collection, Ithaca, New York, USA
EFGC	Edmund F. Giesbert Collection (at FSCA), Gainesville, Florida, USA
EMUS	Utah State University Entomology Collection, Logan, Utah, USA
ENPC	Eugenio H. Nearn's Private Collection, Albuquerque, New Mexico, USA
FSCA	Florida State Collection of Arthropods, Gainesville, Florida, USA
INBC	Instituto Nacional de Biodiversidad, Santo Domingo de Heredia, Heredia, Costa Rica
ISPC	Ian P. Swift Private Collection, Orange County, California, USA
MNHN	Muséum National d'Histoire Naturelle, Paris, France
MNKM	Museo de Historia Natural Noel Kempff Mercado, Santa Cruz de Sierra, Bolivia
MNRJ	Museu Nacional, Universidade Federal do Rio de Janeiro, Rio de Janeiro, Brazil
MZSP	Museu de Zoologia, Universidade de São Paulo, São Paulo, Brazil
NHRS	Swedish Museum of Natural History, Stockholm, Sweden
NMBA	Naturhistorisches Museum Basel, Basel, Switzerland
SMFD	Forschungsinstitut und Naturmuseum Senckenberg, Frankfurt-am-Main, Germany
MUSM	Museo de Historia Natural Universidad Nacional Mayor de San Marcos, Lima, Peru
USNM	National Museum of Natural History, Smithsonian Institution, Washington, District of Columbia, USA
ZMHB	Museum für Naturkunde der Humboldt-Universität, Berlin, Germany
ZMSC	Bavarian State Collection of Zoology, Munich, Germany
ZMUC	Zoological Museum University of Copenhagen, Copenhagen, Denmark

Observations of specimens were made using a Max Erb stereomicroscope with 10× eyepieces. Photographs were taken with Visionary Digital's Passport Storm imaging system fitted with a Canon EOS 40D. Label data are verbatim and placed in quotes. Classification and distributional data are based on Monné (2005) and Monné and Bezark (2011).

Taxonomy

Hesycha Fairmaire and Germain, 1859: 523

Type species. *Hesycha cribripennis* Fairmaire and Germain, 1859 (monotypy).

The genus *Hesycha* currently contains 11 species. Nearn et al. (2011) provided color photographs of 10 type specimens of this genus.

Hesycha tavakiliani Nearn and Swift, sp. nov.

(Figures 1a-d)

Description. Female. Length 10.2-11.8 mm (measured from vertex to elytral apices), width 4.3-5.3 mm (measured across humeri). Habitus as in Fig. 1a. General form elongate-oblong, moderate-sized. Integument ferruginous, with portions of scutellum, apical 1/3 of elytra, and tibial apices with dark brown or black pubescence; portions of pronotum and elytra with ochraceous, dark brown, black, and white pubescence.

Head with frons roughly subquadrate, about 5 times width of lower eye lobe (as in Fig. 1c). Eyes with lower lobes small, ovate-oblong; narrowest area connecting upper and lower eye lobes about 1-2 ommatidia wide. Genae elongate, a little taller than lower eye lobes.

Antennae slightly longer than body; antennal tubercles prominent, moderately separated; tubercles armed at apex with short blunt tooth; scape robust, clavate, a little shorter than antennomere III, about




Figure 1. *Hesycha tavakiliani*, sp. nov. a) Dorsal habitus, holotype female. b) Lateral habitus, holotype female. c) Close-up of head, paratype female. d) Close-up of pronotum, holotype female.

as long as IV; antennomere III strongly sinuate; antennomeres IV-XI becoming progressively shorter; basal 1/2 of III-X with distinctly lighter pubescence.

Pronotum slightly conical, slightly wider at base, transverse, about 1.3 times as wide as long, sides irregular, with a small, acute protuberance each side behind middle (Fig. 1d); disk with three moderately elevated tubercles, median tubercle oval, lateral tubercles reniform and more prominent; disk with 4 coarse punctures at basal transverse sulcus.

Scutellum transverse, apex rounded.

Elytra about 1.75 times as long as width at humeri (Fig. 1a), about 4 times as long as pronotal length, about 1.5 times broader basally than pronotum at widest (at base); lateral margins nearly straight, distinctly attenuate to apices, elytral apices obliquely truncate; base of each elytron with a feeble, broad gibbosity; basal 1/3 of elytra with moderate punctation, surface coarsely punctate; humeri prominent, anterior margin arcuate, angle with an obtuse tubercle.

Venter with procoxae large, globose, not uncate; narrowest area of prosternal process between procoxae about 1/4 as wide as procoxal cavity; apex of prosternal process subtriangular. Mesosternal process about as wide as mesocoxal cavity; mesosternal process subtruncate-rounded. Fifth sternite about 1.5 times as long as IV, with a median triangular impression.

Legs moderate in length; profemora robust; meso- and metafemora clavate apically; tibiae expanded apically; metafemora about 1/3 as long as elytra.

Male. Unknown.

Type Material. Holotype, female (Fig. 1a-b, d), "Pedra Azul, 700 m, M. Gerais, Brasil, XI.972, Seabra & Oliveira; Coleção Frágoso" (MNRJ). One paratype, female, same data as holotype (MNRJ).

Etymology. We are pleased to name this species in honor of Gérard L. Tavakilian, for his collaboration and many contributions to the study of Neotropical Cerambycidae. The epithet is a noun in the genitive case.

Diagnosis and Remarks. This species is distinguished from its congeners by the following characters: pronotum with a small, acute protuberance each side behind middle; scutellum with dark brown pubescence and longitudinal, ochraceous line at center; and apical 1/3 of elytra with distinct dark brown and white pubescence. This species is described from two female specimens, males are unknown. Nothing is known about the habitat and behavior of this species; however, both known specimens were collected at 700 m elevation.

***Lesbates* Dillon and Dillon, 1945: 12**

Type species. *Lamia acromii* Dalman, 1823 (original designation).

The genus *Lesbates* currently contains four described species. Nearn et al. (2011) provided color photographs of all species of this genus, including three type specimens. The following key was adapted from Dillon and Dillon (1945) and treats all currently known species of *Lesbates* including one new species described herein.

- | | | |
|-------|--|---|
| 1. | Humeri with distinct crest | 2 |
| — | Humeri projecting but without distinct crest | 4 |
| 2(1). | Integument dark brown or black; frons dark brown with two small, whitish spots between lower eye lobes; pronotum and elytra with large, distinct, whitish maculae (Brazil) | |
| | <i>L. axillaris</i> (Thomson, 1860) | |
| — | Integument not dark brown or black; frons not dark brown or black; pronotum and elytra without large, distinct, whitish maculae | 3 |

- 3(2). Eyes with lower lobes about as tall as genae or slightly shorter than genae (Brazil) *L. caviunas* (Dillon and Dillon, 1949)
 — Eyes with lower lobes distinctly small, between 1/2 to 1/3 as tall as genae (Brazil) *L. acromii* (Dalman, 1823)
- 4(1). Basal 1/3 of elytra with dense punctation, surface granulate-punctate; scape about 1/2 as long as III; sternites I-IV glabrous at center (Brazil) *L. carissima* Dillon and Dillon, 1945
 — Basal 1/3 of elytra with moderate punctation, surface coarsely punctate; scape about 2/3 as long as III; sternites I-IV not glabrous at center (Venezuela) *L. milleri*, sp. nov.

***Lesbates milleri* Nearns and Swift, sp. nov.**

(Figures 2a-c)

Description. Male. Length 17.0 mm (measured from vertex to elytral apices), width 7.0 mm (measured across humeri). Habitus as in Fig. 2a. General form elongate-ovate, robust, moderate-sized. Integument ferruginous with off-white and light brown pubescence.

Head with frons elongate, about 3 times width of lower eye lobe (Fig. 2c). Eyes with lower lobes small, ovate-oblong; narrowest area connecting upper and lower eye lobes about 2-3 ommatidia wide. Genae elongate, about 1.5 times taller than lower eye lobes.

Antennae about twice as long as body; antennal tubercles prominent, narrowly separated, contiguous at base; tubercles armed at apex with short blunt tooth; scape robust, gradually clavate, about 2/3 as long as antennomere III, a little shorter than IV; basal 2/3 of scape transversely rugose; antennomere III slightly sinuate; antennomeres V-IX about equal in length; antennomere X slightly longer than IX, subequal to XI.

Pronotum distinctly conical, wider at base, transverse, about 1.5 times as wide as long, sides nearly straight, without lateral protuberances (Fig. 2a); disk tumid, with three moderately elevated tubercles, median tubercle small, oval, lateral tubercles larger, traversed by a shallow, oblique, linear impression; entire disk coarsely, moderately punctate.

Scutellum transverse, sides straight, oblique, apex feebly emarginate.

Elytra about 1.6 times as long as width at humeri (Fig. 2a), about 3.5 times as long as pronotal length, about 1.4 times broader basally than pronotum at widest (at base); sides nearly straight, slightly sinuous, attenuate to apices, elytral apices individually rounded; base of each elytron with an elongate, moderately distinct gibbosity; basal 1/3 of elytra with moderate punctation, surface coarsely granulate-punctate; humeri prominent, without distinct crest, anterior margin arcuate, oblique, angle with large tubercle which is obliquely truncate at apex.

Venter with procoxae large, globose, anteriorly with a robust, short uncus; narrowest area of prosternal process between procoxae about 1/5 as wide as procoxal cavity; apex of prosternal process subtriangular. Mesosternal process about as wide as mesocoxal cavity; deeply emarginate. Fifth sternite about 1.5 times as long as IV, apex feebly emarginate.

Legs moderate in length; profemora robust, transversely rugose basally; meso- and metafemora clavate apically; tibiae expanded apically; metafemora about 1/3 as long as elytra.

Female. Unknown.

Type Material. Holotype, male (Fig. 2a-c), "Venez.a [sic], 26167, Fry Coll. 1905.100" (BMNH).

Etymology. This species is named for Kelly B. Miller, for his friendship and camaraderie in the field, and for his many contributions to the study of Coleoptera. The epithet is a noun in the genitive case.

Diagnosis and Remarks. This species is distinguished from its congeners by the combination of the following characters: humeri without distinct crest; sternites I-IV not glabrous at center; and relatively drab coloration. *Lesbates milleri* is most similar to *L. carissima* (Fig. 2d) but can be distinguished by the moderate punctation at basal 1/3 of elytra (dense in *L. carissima*); basal 1/3 of elytra with surface coarsely




Figure 2. Two species of *Lesbates*. **a)** *Lesbates milleri*, sp. nov., holotype male, dorsal habitus. **b)** *Lesbates milleri*, sp. nov., holotype male, lateral habitus. **c)** *Lesbates milleri*, sp. nov., holotype male, close-up of head. **d)** *Lesbates carissima* Dillon and Dillon, 1945, close-up of pronotum and elytral humeri.

punctate (granulate-punctate in *L. carissima*); and the pubescence of sternites I-IV at center (glabrous at center in *L. carissima*). This species is described from a single male specimen and female specimens are unknown. Nothing is known about the habitat and behavior of this species. The geographic range of this genus (previously known only from Brazil) is extended to Venezuela.

***Monneocideres* Nearns and Swift, gen. nov.**

(Figures 3a-d)

Type species. *Monneocideres cristata* Nearns and Swift, sp. nov, here designated.

Description. General form elongate-ovate, robust, moderate-sized. Head with frons flat, subquadrate or elongate. Eyes with lower lobes large, oblong, moderately separated. Antennae short, not distinctly longer than body; antennal tubercles prominent, moderately separated; scape clavate, antennomere III longest. Pronotum subcylindrical, wider at base, transverse, sides with acute protuberance each side behind middle; disk with three tubercles, median tubercle glabrous. Elytra with humeri prominent, anterior margin arcuate, angle with several round, shiny tubercles. Legs moderate to short in length; femora clavate apically; tibiae slightly expanded apically.

Etymology. This distinctive genus is named for Miguel A. Monné with appreciation for his friendship, encouragement, and inspiration. The name is derived from the surname “Monné” and “*Oncideres*,” the gender is feminine.

Diagnosis and Remarks. This genus superficially resembles some species of *Oncideres* Lacordaire, 1830 and *Psyllotoxoides* Breuning, 1961 but can be distinguished by the combination of the following characters: eyes with lower lobes large; frons distinctly flat; pronotum with glabrous median tubercle; and base of elytra with arcuate, strongly elevated cristae.

***Monneocideres cristata* Nearns and Swift, sp. nov.**

(Figures 3a-d)

Description. Female. Length 15.0 mm (measured from vertex to elytral apices), width 6.0 mm (measured across humeri). Habitus as in Fig. 3a. General form elongate-ovate, robust, moderate-sized. Integument ferruginous with testaceous pubescence; portions of head, pronotum and basal 1/3 of elytra with ferruginous and dark brown pubescence.

Head with frons distinctly flat, roughly subquadrate, about 3 times width of lower eye lobe (Fig. 3c). Eyes with lower lobes large, oblong; narrowest area connecting upper and lower eye lobes about three ommatidia wide. Genae roughly subquadrate, about 1/2 as tall as lower eye lobes.

Antennae about as long as body; antennal tubercles feeble, moderately separated; tubercles armed at apex with short blunt tooth; scape clavate, a little shorter than antennomere III, about as long as IV; basal 1/4 of scape with underside slightly rugose; antennomere III slightly curved; antennomeres IV-XI becoming progressively shorter.

Pronotum subcylindrical, slightly wider at base, transverse, about 1.5 times as wide as long, sides irregular, with a small, acute protuberance each side behind middle (Fig. 3d); lateral margins of pronotum with an elevated, arcuate ridge extending from acute protuberance to procoxal cavities; disk with three tubercles, median tubercle moderate-sized, oval, glabrous, very feebly elevated, adjacent to basal transverse sulcus, lateral tubercles larger, feebly elevated; entire disk microsculptured.

Scutellum transverse, apex rounded.

Elytra about 1.5 times as long as width at humeri (Fig. 3a), about 3.5 times as long as pronotal length, about 1.4 times broader basally than pronotum at widest (at middle); sides slightly sinuous, feebly attenuate to apices, elytral apices individually rounded; base of each elytron with a prominent, broad gibbosity; basal 1/3 of elytra with dense, shallow punctation; humeri prominent, anterior margins arcuate.




Figure 3. *Monneoncideres cristata*, sp. nov., holotype female. **a)** Dorsal habitus. **b)** Lateral habitus. **c)** Close-up of head. **d)** Close-up of pronotum.

ate, angles with several round, shiny tubercles extending along arcuate, strongly elevated cristae which extend to gibbositities (Fig. 3a-b).

Venter with procoxae moderate, globose, not uncate; narrowest area of prosternal process between procoxae about 1/3 as wide as procoxal cavity; apex of prosternal process subtriangular. Mesosternal process about as wide as mesocoxal cavity; mesosternal process moderately emarginate at apex. Fifth sternite about 2 times as long as IV, apex feebly emarginate, with a median triangular impression.

Legs moderate to short in length; femora clavate apically; tibiae slightly expanded apically; metafemora about 1/3-1/4 as long as elytra.

Male. Length 14.0-15.5 mm (measured from vertex to elytral apices), width 6.0-6.5 mm (measured across humeri). Similar to female except frons elongate, about 1.5 times width of lower eye lobe. Antennal tubercles prominent. Antennae slightly longer than body. Basal 1/3 of scape with underside transversely rugose. Narrowest area of prosternal process between procoxae about 1/4 times as wide as procoxal cavity. Profemora transversely rugose. Fifth sternite about 1.5 times as long as IV, without a median triangular impression.

Type Material. Holotype, female (Fig. 3a-d), "Ecuador: Napo Pr., vic. Puerto Misahuali, 1650-1900 ft., 6-19-IX-1998 J. Eger coll., 1°2'4.2"S lat, 77°39'49.2"W lon" (CASC). Allotype, male, "PERU: CU, La Convencion, Echarate, CC. Pomareni, 72°50'8.89"/ 12°15'28.38" 477 m. 07.xi,2009. Light. C. Carranza y C. Rossi" (MUSM). One paratype, male, "ECUADOR: Napo Pr., Jatun Sacha Reserve, 15 April 1999, F.T. Hovore, I.P. Swift, coll." (ENPC).

Etymology. The specific epithet "cristata," Latin for "crest" refers to the prominent, longitudinal crista at the base of each elytron.

Diagnosis and Remarks. The combination of the following characters will help to distinguish this genus and species: large eyes; distinct glabrous area at center of pronotal disk; and strongly elevated crest to basal 1/3 of elytra. This species is described from three specimens: two male and one female. Nothing is known about the habitat and behavior of this species; however, all three specimens were collected above 450 m elevation.

***Neodillonia* Monné and Frago, 1984: 926**

Type species. *Trachysomus adspersus* Laporte, 1840 (original designation).

The genus *Neodillonia* currently contains one described species. Nearns et al. (2011) provided color photographs of both species of this genus.

***Neodillonia waltersi* Nearns and Swift, sp. nov.**

(Figures 4a-b)

Description. Female. Length 18.5 mm (measured from vertex to elytral apices), width 8.0 mm (measured across humeri). Habitus as in Fig. 4a. General form elongate-ovate, robust, moderate-sized. Integument ferruginous with brown pubescence speckled with patches of white and testaceous pubescence; apical 1/2 of antennomeres III-XI with dark brown pubescence.

Head with frons roughly subquadrate, about 3 times width of lower eye lobe. Eyes with lower lobes ovate-oblong; narrowest area connecting upper and lower eye lobes about 3-4 ommatidia wide. Genae elongate, about 1/2 as tall as lower eye lobe.

Antennae about as long as body; antennal tubercles prominent, narrowly separated, nearly contiguous at base; tubercles armed at apex with short blunt tooth; scape, gradually expanded to apex, slightly clavate, about as long as antennomere III, a little longer than IV; basal 1/3 of scape with underside transversely rugose; antennomere III slightly curved, about 1.5 times longer than IV; antennomeres IV-XI becoming progressively shorter; basal 1/2 of V-XI with distinctly lighter pubescence.




Figure 4. Two species of *Neodillonia*. **a)** *Neodillonia waltersi*, sp. nov., holotype female, dorsal habitus. **b)** *N. waltersi*, sp. nov., holotype female, lateral habitus. **c)** *Neodillonia albisparsa* (Germar, 1824), female, dorsal habitus. **d)** *N. albisparsa*, female, lateral habitus.

Pronotum distinctly conical, wider at base, strongly transverse, about 1.8 times as wide as long, sides irregular, with a small, obtuse protuberance each side behind middle (Fig. 4a); disk with five feebly elevated tubercles, median tubercle moderate-sized, oval, glabrous, lateral tubercles small, transverse; entire disk coarsely, sparsely punctate.

Scutellum transverse, sides straight, oblique, slightly concave.

Elytra about 1.7 times as long as width at humeri (Fig. 4a), about 4.5 times as long as pronotal length, about 1.5 times broader basally than pronotum at widest (at base); sides nearly straight, gradually rounded to apices at apical 1/3, elytral apices individually, narrowly rounded; base of each elytron with a feeble, broad gibbosity; basal 1/3 of elytra with dense punctation, surface coarsely granulate-punctate; humeri prominent, anterior margin arcuate, angle with an moderate-size, obtuse tubercle.

Venter with procoxae moderate, globose, not uncate; narrowest area of prosternal process between procoxae about 1/3 as wide as procoxal cavity; apex of prosternal process subtriangular. Mesosternal process about as wide as mesocoxal cavity; mesosternal process deeply emarginate. Fifth sternite about 1.5 times as long as IV, with a median triangular impression.

Legs moderate in length; femora clavate apically; tibiae slightly expanded apically; metafemora about 1/3 as long as elytra.

Male. Unknown.

Type Material. Holotype, female (Fig. 4a-b), “Ecuador, Isla Puna, Jan 1951; Coleção Fragoso” (MNRJ).

Etymology. This species is named for Terrance W. Walters, for his generous support and encouragement. The epithet is a noun in the genitive case.

Diagnosis and Remarks. This species can be distinguished from its congener, *Neodillonia albisparsa* (Germar, 1824) (Fig. 4c-d), by the following characters: antennal tubercles more widely separated (contiguous at base in *N. albisparsa*); more elongate elytra proportions (more ovate in *N. albisparsa*); and elytra without distinctly speckled pubescence pattern (distinctly speckled white pubescence in most specimens of *N. albisparsa*). This species is described from a single female specimen and male specimens are unknown. Nothing is known about the habitat and behavior of this species. The geographic range of this genus (previously known from Argentina, Brazil, Paraguay, and Uruguay) is extended to Ecuador.

Tibiosioma Martins and Galileo, 1990: 77

Type species. *Tibiosioma remipes* Martins and Galileo, 1990 (monotypy and original designation).

The genus *Tibiosioma* currently contains three described species. Nearns et al. (2011) provided color photographs for all species of this genus, including three holotype specimens. The following key treats all presently known species of *Tibiosioma* including one new species described herein.

- | | | |
|-------|---|--|
| 1. | Pronotum with distinct longitudinal, ochraceous vitta at center | 2 |
| — | Pronotum without distinct longitudinal, ochraceous vitta at center | 3 |
| 2(1). | Eyes with lower lobes about as tall as genae; elytra with nearly uniform brown pubescence speckled with sparse, faint gray tufts; procoxae in males uncate (Brazil) | <i>T. flavolineata</i> Giorgi, 2001 |
| — | Eyes with lower lobes slightly taller than genae; elytra with dark brown pubescence densely speckled with ferruginous and ochraceous pubescence; procoxae in males not uncate (Ecuador) | <i>T. martinsi</i> sp. nov. |
| 3(1). | Scape slightly curved; pronotum distinctly conical, wider at base; elytra with light brown pubescence speckled with faint, gray pubescence (Bolivia) | <i>T. maculosa</i> Martins and Galileo, 2007 |




Figure 5. *Tibiosioma martinsi*, sp. nov., holotype male. a) Dorsal habitus. b) Ventral habitus. c) Close-up of head. d) Close-up of metatibia.

- Scape distinctly sinuous; pronotum roughly cylindrical, only slightly broader at base; elytra with oblique, pale white maculae near center (Brazil) *T. remipes* Martins and Galileo, 1990

***Tibiosioma martinsi* Nearns and Swift, sp. nov.**

(Figures 5a-d)

Description. Male. Length 10.0-18.5 mm (measured from vertex to elytral apices), width 4.5-5.5 mm (measured across humeri). Habitus as in Fig. 5a. General form elongate-ovate, moderate-sized. Integument ferruginous with brown, white, and testaceous pubescence; pronotum with distinct longitudinal, testaceous vitta at center; scutellum testaceous; elytra densely speckled with white and testaceous pubescence.

Head with frons elongate, about 2 times width of lower eye lobe (Fig. 5c). Eyes with lower lobes oblong; narrowest area connecting upper and lower eye lobes about 3-4 ommatidia wide. Genae elongate, a little shorter than lower eye lobes.

Antennae about 1.3 times longer than body; antennal tubercles prominent, moderately separated; tubercles armed at apex with short blunt tooth; scape robust, gradually expanded to apex, slightly clavate, a little shorter than antennomere III, about as long as IV; basal 2/3 of scape transversely rugose; antennomere III slightly curved; antennomeres IV-X becoming progressively shorter, XI a little longer than X; basal 1/2 of antennomeres IV, VI, VIII, and X with distinctly lighter pubescence.

Pronotum distinctly conical, wider at base, transverse, about 1.5 times as wide as long, sides nearly straight, slightly arcuate, without lateral protuberances (Fig. 5a); disk with three feebly elevated tubercles, sometimes absent; disk shallowly, sparsely punctate.

Scutellum transverse, sides straight, oblique, apex rounded.

Elytra about 1.6 times as long as width at humeri (Fig. 5a), about 4.4 times as long as pronotal length, about 1.4 times broader basally than pronotum at widest (at base); sides nearly straight, gradually rounded to apices at apical 1/3, elytral apices individually rounded; base of each elytron with a feeble, broad gibbosity; basal 1/3 of elytra with dense punctation, surface coarsely punctate; humeri prominent, anterior margin arcuate, angle with broad, obtuse tubercle.

Venter with procoxae large, globose, not uncate (Fig. 5b); narrowest area of prosternal process between procoxae about 1/5 as wide as procoxal cavity; apex of prosternal process subtriangular. Mesosternal process about as wide as mesocoxal cavity; mesosternal process deeply emarginate. Fifth sternite about twice as long as IV, apex emarginate.

Legs moderate in length; profemora robust, transversely rugose at base; meso- and metafemora clavate apically; meso- and metatibiae distinctly expanded apically; meso- and metatibiae with distinct, longitudinally depressed areas on both inner and outer surfaces (Fig. 5d); metafemora about 1/3 as long as elytra.

Female. Unknown.

Type Material. Holotype, male (Fig. 5a-d), "ECUADOR: Napo Pr., 24 km E Atahualpa, 09-12 Sept 2004, F.T. Hovore, coll." (CASC). Two paratypes: one male, same data as holotype (CASC); one male, "Ecuador: Napo, Res. Ethnica Waorani, 1km S. Okone Gare Camp, Trans. Ent. 3 Oct. 1996, 220 m. 00°39'10"S 076°26'W, T.L. Erwin, et. al." (ENPC).

Etymology. We are pleased to name this species in honor of Ubirajara R. Martins, for his friendship and many contributions to the study of Neotropical Cerambycidae. The epithet is a noun in the genitive case.

Diagnosis and Remarks. This species is distinguished from its congeners by the combination of the following characters: pronotum with longitudinal, testaceous vitta at center; elytra densely speckled with white and testaceous pubescence; and procoxae in males not uncate. This species is described from three male specimens and female specimens are unknown. Nothing is known about the habitat and behavior of this species. The geographic range of this genus (previously known from Bolivia and Brazil) is extended to Ecuador.




Figure 6. *Trestonia wappesi*, sp. nov. **a)** Holotype, male, dorsal habitus. **b)** Holotype male, close-up of head. **c)** Allotype female, close-up of sternum.

***Trestonia* Buquet, 1859: 45**

Type species. *Trestonia forticornis* Buquet, 1859, subsequent designation by Thomson 1864: 103).

The genus *Trestonia* currently contains 20 described species. Nearn et al. (2011) provided color photographs for 17 type specimens of this genus.

***Trestonia wappesi* Nearn and Swift, sp. nov.**

(Figures 6a-c)

Description. Male. Length 8.7 mm (measured from vertex to elytral apices), width 2.7 mm (measured across humeri). Habitus as in Fig. 6a. General form elongate, subcylindrical, moderate-sized. Integument ferrugineous and dark brown with white, dark brown, ferrugineous, and ochraceous pubescence; scutellum, basal 2/3 of elytra, and venter with white pubescence; apical 1/3 of elytra distinctly darker, with dark brown and testaceous pubescence.

Head with frons roughly subquadrate, about 3.5 times width of lower eye lobe (Fig. 6b). Eyes with lower lobes oblong; narrowest area connecting upper and lower eye lobes about two ommatidia wide. Genae elongate, about 2/3 as tall as lower eye lobes.

Antennae about 1.5 times as long as body; antennal tubercles prominent, widely separated; tubercles armed at apex with short blunt tooth; scape robust, strongly clavate, a little shorter than antennomere III and IV; antennomere III slightly sinuous, about as long as IV; antennomeres IV-X becoming progressively shorter, XI distinctly longer than X; basal 1/2 of antennomeres IV-VIII with distinctly lighter pubescence.

Pronotum subcylindrical, slightly narrower at base, slightly transverse, about 1.1 times as wide as long, sides slightly sinuous, without lateral protuberances (Fig. 6a); disk with three feebly elevated tubercles; disk microsculptured and shallowly, sparsely punctate.

Scutellum transverse, sides straight, oblique, apex rounded.

Elytra about 2.25 times as long as width at humeri (Fig. 6a), about 3.6 times as long as pronotal length, about 1.25 times broader basally than pronotum at widest (at apex); sides straight, nearly parallel, elytral apices individually rounded; base of each elytron with a feeble gibbosity; basal 1/3 of elytra with dense punctation, surface coarsely punctate; humeri slightly prominent, anterior margin arcuate, angle with small, obtuse tubercle.

Venter with procoxae moderate, globose, not uncate (Fig. 6c); narrowest area of prosternal process between procoxae about 1/5 as wide as procoxal cavity; apex of prosternal process subtriangular. Mesosternal process about 1/2 as wide as mesocoxal cavity; mesosternal process deeply emarginate. Fifth sternite about as long as IV, apex feebly emarginate.

Legs short in length; femora clavate apically; tibiae slightly expanded apically; metafemora about 1/4-1/5 as long as elytra.

Female. Length 9.9 mm (measured from vertex to elytral apices), width 3.0 mm (measured across humeri). Similar to male except antennae only slightly longer than body; antennomere XI shorter than X; fifth sternite about twice as long as IV, with a median triangular impression.

Type Material. Holotype, male (Fig. 6a-b), "PANAMA, Bayano Dist., 15 km W Ipeti, May 5 1984, E. Giesbert coll." (FSCA). Allotype, female, same data as holotype (FSCA).

Etymology. We take pleasure in naming this species for James E. Wappes with appreciation for his friendship, encouragement, and inspiration. Jim has collected extensively in the Neotropics and has contributed greatly to our knowledge of Cerambycidae. The epithet is a noun in the genitive case.

Diagnosis and Remarks. This species is distinguished from its congeners by the following combination of characters: elytral with predominantly white pubescence except darker maculae at apical 1/3; venter with predominantly white pubescence; and distinctly small form. Three other species in this genus are known from Panama, but are not easily confused with *T. wappesi*. This species is most similar to *Trestonia grisea* Martins and Galileo, 1990 but can be separated by the shorter antennae (more than twice as long as body in male of *T. grisea*), antennomere IV length (distinctly longer than III in *T. grisea*); elytra proportions (more elongate in *T. grisea*), and the mottled pubescence of the head (with predominantly testaceous pubescence in *T. grisea*). Nothing is known about the habitat and behavior of this species; however, Martins (1975) reported that members of this genus oviposit in dead wood.

Taxonomic Notes

Tribiosoma Martins and Galileo, 1990: 77 (Onciderini)

(Figures 7a-d)

Tribiosoma Martins and Galileo, 1990: 77. Type species: *Tribiosoma remipes* Martins and Galileo, 1990 = *Paraplerodia* Martins and Galileo, 2010. Type species: *Paraplerodia acarinata* Martins and Galileo,

2010, **new synonym**

Tribiosoma maculosa Martins and Galileo, 2007: 132




Figure 7. *Paraplerodia* and *Tibiosoma*. **a)** *Paraplerodia acarinata*, holotype female, dorsal habitus. **b)** *Tibiosoma maculosa*, paratype female, dorsal habitus. **c)** *P. acarinata*, holotype female, close-up of head. **d)** *T. maculosa*, paratype female, close-up of head.

= *Paraplerodia acarinata* Martins and Galileo, 2010: 68, **new synonymy**

Discussion. *Paraplerodia acarinata* Martins and Galileo, 2010 was described from a single female specimen [identified as a male in the original description] collected in Buena Vista, Bolivia. *Tibiosoma maculosa* Martins and Galileo, 2007 was described from a series of specimens collected at the same locality. The holotype of *T. maculosa* (deposited at the MNKM) is unavailable for study; however, comparison of the holotype of *P. acarinata* (Fig. 7a) with three specimens of *T. maculosa* (2 female paratypes and 1 male specimen) revealed that there are no characters to separate the two species (e.g., Fig. 7a-d). Based on close morphological similarities and shared type locality, *P. acarinata* is **synonymized** with *T. maculosa*.

***Ophthalmocydrus* Aurivillius, 1925: 513 (Pteropliini), new transference**

(Figures 8a-d)

Ophthalmocydrus Aurivillius, 1925: 513. Type species: *Ophthalmocydrus semiorbifer* Aurivillius, 1925 = *Kuauna* Martins and Galileo, 2009: 531. Type species: *Kuauna schmidi* Martins and Galileo, 2009 (= *Ophthalmocydrus semiorbifer* Aurivillius, 1925), **new synonymy**
Ophthalmocydrus semiorbifer Aurivillius, 1925.
 = *Kuauna schmidi* Martins and Galileo, 2009, **new synonymy**

Discussion. The monotypic genus *Kuauna* was erected for the species *Kuauna schmidi* Martins and Galileo, 2009 (Fig. 8d), which was described from a single specimen collected in Venezuela. Based on the illustrations in the original descriptions of both species, *K. schmidi* is **synonymized** with *Ophthalmocydrus semiorbifer* Aurivillius, 1925 (Fig. 8a-c), previously known only from Colombia. Thus, *Kuauna* Martins and Galileo, 2009 (Lamiinae: Pteropliini) becomes a **synonym** of *Ophthalmocydrus* Aurivillius, 1925.

Specimens of *Ophthalmocydrus* are rare in collections. Close examination of a female specimen of *O. semiorbifer* (USNM) revealed a combination of characters which do not fit the definition of Onciderini: antennomere IV longest; frons strongly convex; lower lobe of eyes distinctly large, about 5 times taller than genae; and elytral apices individually truncate, forming acute points at outer margins. Based on these morphological characters, the genus *Ophthalmocydrus* is **transferred** to Pteropliini and the known range of the genus is extended to Venezuela.

***Lochmaeocles* Bates, 1880: 124 (Onciderini)**

(Figures 9a-d)

Lochmaeocles Bates 1880: 124. Type species: *Oncideres callidryas* Bates, 1865
 = *Ischiomaeocles* Franz, 1954: 224. Type species: *Ischiomaeocles salvadorensis* Franz, 1954, by monotypy, **new synonymy**
Lochmaeocles salvadorensis (Franz, 1954), new combination

Discussion. The monotypic genus *Ischiomaeocles* Franz, 1954, was created for *Ischiomaeocles salvadorensis* Franz, 1954 (Fig. 9a-d) which was described from a single female specimen collected in El Salvador. Examination of the holotype (deposited at the SMFD) revealed that there are no characters to distinguish it from female specimens of the genus *Lochmaeocles*. *Ischiomaeocles salvadorensis* is here transferred to *Lochmaeocles*, creating the **new combination** *Lochmaeocles salvadorensis* (Franz, 1954), and *Ischiomaeocles* Franz becomes a **new synonym** of *Lochmaeocles* Bates. Although *Lochmaeocles* is not currently recorded from El Salvador, it is widely distributed in North, Central, and South America, including the two countries bordering El Salvador (Guatemala, Honduras).

***Xylomimus* Bates, 1865 (Onciderini), new transference**

(Figures 10a-c)

Discussion. Specimens of *Xylomimus baculus* Bates, 1865 (Fig. 10a-c) are rare in collections; however, examination of two specimens, including the type specimen deposited at the MNHN, revealed that it




Figure 8. *Kuauna* and *Ophthalmocydrus*. **a)** *Ophthalmocydrus semiorbifer* Aurivillius, 1925, dorsal habitus. **b)** *O. semiorbifer* lateral habitus. **c)** *O. semiorbifer* original description illustration. **d)** *Kuauna schmidi* Martins and Galileo, 2009, original description illustration.

shares more characters with Onciderini than Apomecynini. Therefore, we propose the transference of *Xylomimus* from Apomecynini to Onciderini.

New Distribution and Host Records

Alexera barii (Jekel, 1861) is recorded from Bolivia and Ecuador, **new country records**. Thirteen specimens: 1 male (ACMS), “Bol. Cochabamba, Carrasco, El Sacta, 220 m. 26/X/02, Morris/Wappes”; 1 female (ACMS), “Bolivia, Santa Cruz, 4-6k SSE Buena Vista, F & F Hotel, 11-19 Dec. 2003 Robin Clarke”; 1 male, 1 female (EMUS), “Ecuador, Napo, Yasuni Res. Sta., 19-30 Oct. 1998, W.J. Hanson, 250 m, 6°36'W, 0°38'S”; 1 male, 2 females (CASC), “Ecuador, Napo Pr., 21-25 km E. Atahualpa, 27-31 Sept 1997, F.T. Hovore, coll.”; 2 males (CASC), “Ecuador, Napo Pr., 1 km W Coca, 08 Oct 1997, F.T. Hovore, coll.”; 1 female (CASC), “Ecuador, Napo Pr., 18 km W Coca, 11 April 1999, F.T. Hovore, I.P. Swift, coll.”; 1 female (CASC), “Ecuador, Napo Pr., Jatun Sacha Preserve, 04-06 Sept 2000, F.T. Hovore, coll.”; 1 male (CASC), “Ecuador, Napo Pr., Ahuano Rd., 18-28 km NE of Rio Arajuno 12/18 Mar 2001, F.T. Hovore, I.P. Swift, coll.”; 1 female (CASC), “Ecuador, Napo Pr., 2-5 km NE Ahuano 08/16 Sept 1998, F.T. Hovore, coll.” This species was previously recorded from Brazil, French Guiana, Guyana, and Peru (Monné 2005; Monné and Bezark 2011).

Bacuris sexvittatus (Bates, 1865) is recorded from Panama, **new country record**. One male specimen (EFGC), “Panama, Colon Pr., Sta. Rita Ridge, 20-VI-87, coll. D. Engleman.” This species was originally described from Brazil and previously recorded from Costa Rica, French Guiana, and Peru (Monné 2005; Monné and Bezark 2011; Swift et al. 2010).

Cacostola brasiliensis Thomson, 1868 is recorded from Argentina, **new country record**. Two specimens: 1 female (USNM), “Bs.As., San Fernando, XII.962, Daguerre; Argentina, 1968 Colln. J. Daguerre”; 1 female (ACMS), “Argentina, E.R., 18km. NW. Villaguay, I-14-1989, C.W. & L.B. O'Brien & G. Wibmer.” This species was previously recorded from Bolivia and Brazil (Monné 2005; Monné and Bezark 2011; Wappes et al. 2011).

Cherentes niveilateris (Thomson, 1868) is recorded from French Guiana, **new country record**. One female specimen (BMNH), “Cayenne, ex. Mus Laterte, Fry Coll. 1905.100.” This species was previously recorded from Argentina, Bolivia, Brazil, Colombia, Costa Rica, Panama, Paraguay, and Peru (Monné 2005; Monné and Bezark 2011; Swift et al. 2010; Wappes et al. 2006).

Although not indicated in the most recent Neotropical Region catalog (Monné, 2005) and Western Hemisphere checklist (Monné and Bezark 2011), this species is also recorded from Mexico. Regarding this species, Dillon and Dillon (1946) stated: “Thomson and Bates also record its occurrence in Mexico,” Thomson (1868) noted “Sivant une note inédite de M. Chevrolat, l'espèce actuelle habiterait également le Mexique,” and Bates (1885) listed this species' range as “*Hab.* Mexico, Cordova (Sallé)-South America, Brazil.” The first author examined the specimen mentioned by Bates (1885): 1 female (BMNH), “Cordova, Mexico, Salle Coll., B.C.A. Vol., V., *Eudesmus* (?) *niveilateris*, Thomson.”

Cicatrodea monima Dillon and Dillon, 1946 is recorded from Ecuador, **new country record**. Two female specimens (CASC), “Ecuador: Napo Pr, 24 km E Atahualpa, 09-12 Sept 2004, F.T. Hovore, coll.” This species was previously recorded from Bolivia, Brazil, and Peru (Monné 2005; Monné and Bezark 2011; Wappes et al. 2006).

Clavidemus metallicus (Thomson, 1868) is recorded from Ecuador and Peru, **new country records**. Three specimens: 1 female (MNRJ), “Peru, Junin, Sani Beni, rain forest, X-10-1935, F. Woytkowski collector”; 1 male (MNRJ), “Peru, Satipo, X-1942”; and 1 male (EMUS), “Ecuador: Napo, Misahualli nr. Tena, 6-19 Oct 2001, C. Brammer.” This species was previously recorded from Bolivia and French Guiana (Monné 2005; Monné and Bezark 2011; Wappes et al. 2006).




Figure 9. *Lochmaeocles salvadorensis* Franz, 1954. **a)** Dorsal habitus. **b)** Lateral habitus. **c)** Close-up of head. **d)** Close-up of pronotum.

Cydros leucurus Pascoe, 1866 is recorded from Brazil, **new country record**. One specimen (BMNH), "Forest Santarem, Lower Amazon, 3.96., 96-229." This species was previously recorded from Colombia, French Guiana, and Panama (Monné 2005; Monné and Bezark 2011).

Ecthoea quadricornis (Olivier, 1792) is recorded from Ecuador, **new country record**. Five specimens: 3 females (EFGC), "Ecuador, Napo Prov. 24km E Atahualpa, 450, 1-13 Oct. 1996, E. Giesbert, coll."; 1 female (CASC), "Ecuador, Napo Pr., 7 km E, 2 km S Atahualpa, Emg'd Dec 2000, F.T. Hovore, I.P. Swift, coll."; 1 female (ENPC), "Ecuador, Napo Pr., 2-5 km NE Ahuano, 08/16 Sept. 1998, F.T. Hovore, coll." This species was previously recorded from Brazil, Costa Rica, French Guiana, Guyana, Panama, Peru, Suriname, and Trinidad (Monné 2005; Monné and Bezark, 2011; Swift et al. 2010).

Eudemus grisescens Audinet-Serville, 1835 is recorded from Ecuador, Trinidad and Tobago, and Venezuela, **new country records**. One male specimen (BMNH), "26164, ex Mus Laferte, Venezuela"; 1 male and 1 female specimen (BMNH), "Trinidad, F.W. Urich, 1915.231, twig girdler on Cacao"; 1 male specimen (ENPC), "Ecuador: Napo Prov., 24 km E Atahualpa, 450m, Oct. 1-13, 1996, E. Giesbert, coll." This species was previously recorded from Bolivia, Brazil, Costa Rica, French Guiana, Nicaragua, Panama, and Peru (Monné 2005; Monné and Bezark 2011). In addition, *Theobroma cacao* Linnaeus (Sterculiaceae) is a **new host plant record** for this species.

Euthima variegata (Aurivillius, 1921) is recorded from Ecuador, **new country record**. One female specimen (ENPC), "Ecuador, Napo Pr., 1 km W Coca, 08 Oct 1997, F.T. Hovore, coll." This species was previously recorded from Bolivia and Peru (Monné 2005; Monné and Bezark 2011).

Hesychotya heraldica (Bates, 1872) is recorded from Belize and Guatemala, **new country records**. One female specimen (BMNH), "Belize: Cayo: Las Cuevas, Research Station; 550 m, 16°44.33N, 88°59.07W, V/27-31/2000, M. Caterino, flight intercept trap"; 1 male specimen (EFGC), "Guatemala, Izabal, 25km SE Morales, 900m., May 31-June 2, 1997, E Giesbert, J Monzon." This species was previously recorded from Costa Rica, Honduras, Nicaragua, and Panama (Monné 2005; Monné and Bezark 2011).

Hesychotya punctata Martins, 1979 is recorded from Peru, **new country record**. One male specimen (MNRJ), "Peru, Avispas, 10.30.IX.1962, L. Pena, col." This species was previously recorded from Ecuador (Monné 2005; Monné and Bezark 2011).

Lochmaeocles basalis Dillon and Dillon, 1946 is recorded from Ecuador and Trinidad and Tobago, **new country records**. Four specimens: 1 female (CASC), "Ecuador: Pich. Pr., Unidos Venceremos, 4 km E Puerto Quito, 22 Feb 2003, F.T. Hovore, coll."; 1 male and 1 female (EMUS), "Trinidad I., Simla Res. Sta., 2-15 Jun 1981, Hanson, Clemons"; 1 female (ENPC), "Trinidad: St. George Co, Simla Research Station, 800 ft., Arima Valley, N. Range, 10°41'34"N/ 61°17'22"W, June 1, 2000, col. Alistair S. Ramsdale." This species was previously recorded from Costa Rica, Honduras, Nicaragua, and Panama (Monné 2005; Monné and Bezark 2011).

Lochmaeocles zonatus Dillon and Dillon, 1946 is recorded from Venezuela, **new country record**. Five specimens: 2 males (USNM), "Venezuela: Guarico, Hato Flores Morades, 45 km S Calabozo, 8.57N, 67.58W, Galry Forest #11, 75 m, 13-14 July 1989, uv light, M. Epstein & M. Deza"; 1 male (ACMS), "Venezuela: Bolivar, Guri, 16.VI.1996, H. & A. Howden, wet forest"; 1 female (ACMS), "Venezuela: Bolivar, Guri, 14.VI.1996, H. & A. Howden, dry forest"; 1 male (USNM), "Venezuela: Caracas." This species was previously recorded from French Guiana, Guyana, and Trinidad and Tobago (Monné 2005; Monné and Bezark 2011).

Lydipta conspersa (Aurivillius, 1922) is recorded from Peru, **new country record**. Two specimens: 1 male (USNM), "Satipo, Peru, 21.2.1938, F. Tippmann"; 1 female (USNM), "Satipo, Peru, F. Tippmann, Wien." This species was previously recorded from Bolivia, Brazil, and Paraguay (Monné 2005; Monné and Bezark 2011).



Figure 10. *Xylomimus baculus* Bates, 1865. a) Dorsal habitus. b) Close-up of head. c) Close-up of pronotum and elytral humeri.

Neocherentes dilloniorum Tippmann, 1960 is recorded from Brazil, **new country record**. One male specimen (MNRJ), “Brasil, Linhares, E.S., Ma 10 1970, Fragoso, coleção Fragoso.” This species was previously recorded from Bolivia and Peru (Monné 2005; Monné and Bezark 2011).

Neolampedula obliquator (Fabricius, 1801) is recorded from Ecuador, **new country record**. Fourteen specimens: 2 males, 3 females (CASC), “Ecuador: Napo Pr., Ahuano Rd., 18-28 km NE Rio Arajuno, 12/18 Mar 2001, F.T. Hovore, coll.”; 1 male, 1 female (ENPC), “Ecuador: Napo Pr., 21-25 km W Atahualpa, 05/07 April 1997, F.T. Hovore, coll.”; 1 female (CASC), “Ecuador: Napo Pr., 22 km NE Ahuano, 28 Feb 2003, F.T. Hovore, coll.”; 1 female (CASC), “Ecuador: Ore. Pr., 11 km E. Loreto, 27 Aug 3004 [sic], F.T. Hovore, coll.”; 1 female (ENPC), “Ecuador: Napo Pr., km 1-3 Napo-Galeras Rd., 16 Sept. 1998, F.T. Hovore, coll.”; 1 female (EFGC), “Ecuador: Napo Pr., 7-22 km E Atahualpa, April 13-14, 1997, E. Giesbert, F. Hovore”; 1 male (ENPC), “Ecuador: Napo Pr., 21-25 km E Atahualpa, 01-06 Oct, 1997, F.T. Hovore, coll.”; 1 female (CASC), “Ecuador: Napo Pr., 21-25 km E Atahualpa, 27-31 Sept, 1997, F.T. Hovore, coll.”; 1 female (CASC), “Ecuador: Pich. Pr., Tinalandia, 07 Oct 1997, F.T. Hovore, coll.” This species was previously recorded from Bolivia, Brazil, French Guiana, and Peru (Monné 2005; Monné and Bezark 2011).

Peritrox perbra Dillon and Dillon, 1945 is recorded from Ecuador, **new country record**. One female specimen (CASC), “Ecuador: Napo Pr., 27 km E Atahualpa, 10 Sept 2004, F.T. Hovore, coll.” This species was previously recorded from Brazil, French Guiana, and Peru (Monné 2005; Monné and Bezark 2011).

Priscatoides tatila Dillon and Dillon, 1945 is recorded from Bolivia, **new country record**. One male specimen (USNM), “Bolivia: Santa Cruz, Flora & Fauna Lodge, 3.7 km SSE Buena Vista, 17°29'55 S, 63°39'9 W, 17-19 November 2006, B. Ratcliffe & M. Jameson.” This species was previously recorded from Brazil (Monné 2005; Monné and Bezark 2011). This is the second specimen and first male known of this species.

Strioderes peruanus Giorgi, 2001 is recorded from Brazil, **new country record**. One male specimen (MNRJ), “Brasil Pará, Benevides, 15-III-1990, W.L. Overal.” This species was previously recorded from Peru (Monné 2005; Monné and Bezark 2011).

Trachysomus apipunga Martins and Galileo, 2008 is recorded from Peru, **new country record**. One female specimen (USNM), “Peru: Madre de Dios, Tambopata Res. Zone, Explorer’s Inn, 290m 13 Sep 1983, 12°50S, 069°17W, misc. coll.” This species was previously recorded from Bolivia (Monné and Bezark 2011).

Trachysomus camelus Buquet, 1852 is recorded from Venezuela, **new country record**. Four specimens: 3 females (MNHN), “Venezuela, S. Ferndo [sic] Apure, L. Laglaize, 1896”; 1 male (BMNH), “Venezuela, VII 1975, S. Gorzula.” This species was previously recorded from Brazil and French Guiana (Monné 2005; Monné and Bezark 2011).

Trachysomus peregrinus Thomson, 1858 is recorded from Ecuador, **new country record**. One specimen (MNRJ), “Ecuador Occidente Pichinchia [sic], rte Quito Sto Domingo Tinalandia (650 m) 18 fev. 1980 Rec. Porion-Bertrand.” This species was previously recorded from Brazil, Costa Rica, French Guiana, and Panama (Monné 2005; Monné and Bezark 2011).

Trachysomus thomsoni Aurivillius, 1923 is recorded from Venezuela, **new country record**. Two specimens: 1 female (MNRJ), “Macapo, CA., Ex. L. en Tallado Guayaba, 16-VI-63, col. E. Doreste, Venezuela-Inst. Zool. Agricola Fac. Agronomia Univ. Central”; 1 female (USNM), “El Valle D.F., Venezuela [sic], 14-IV-43, C.H. Ballou, 43-20941.” This species was previously recorded from Colombia and Panama (Monné 2005; Monné and Bezark 2011).

Trestoncideres lateralba Martins and Galileo, 1990 is recorded from Brazil, **new country record**. Two specimens (MZSP), “Brazil: Pará; S. Antonio do Tauá; Reserva Sonho Azul; Col. Pierre Jauffert,

4.3.01.” This species was previously recorded from Costa Rica, French Guiana, and Suriname (Monné 2005; Monné and Bezark 2011; Swift et al. 2010).

***Trestonia exotica* Galileo and Martins, 1990** is recorded from Ecuador, **new country record**. Two female specimens (ENPC), “Ecuador: Napo, Res. Ethnica Waorani, 1km S. Okone Gare Camp, Trans. Ent. 21 June 1994, 7 Oct. 1994, 220 m. 00°39’10”S 076°26’W, T.L. Erwin, et. al.” This species was previously recorded from Brazil (Monné 2005; Monné and Bezark 2011).

***Trestonia fulgurata* Buquet, 1859** is recorded from Grenada and Trinidad and Tobago, **new country records**. Two specimens: 1 male (BMNH), “Grenada B.W.I., 1902-286”; 1 male (BMNH), “Antilles, Trinidad, Fry Coll. 1905.100.” This species was previously recorded from Guadeloupe (Chalumeau and Touroult 2005; Monné 2005; Monné and Bezark 2011).

***Tritania dilloni* Chalumeau, 1990** is recorded from Venezuela, **new country record**. One female specimen (ACMS), “Venezuela: Bolivia, 22km E Upata, 18-19.VI.1996, H. & A. Howden.” This species was previously recorded from Brazil (Chalumeau 1990; Monné 2005; Monné and Bezark 2011).

***Tulcus paganus* (Pascoe, 1859)** is recorded from Ecuador, **new country record**. Eleven specimens: 1 male (CASC), “Ecuador, Napo Province, Guamaní km 23, Cord. Galeras, 09 April 2000, FT Hovore”; 1 male (USNM), “Ecuador, Napo, Lago Agrio, 18 April 1976, Andrea Langley, Ecuador-Peace Corps-Smithsonian Institution Aquatic Insect Survey”; 1 male (CASC), “Ecuador, Napo Pr., 24 km E Atahualpa, 09-12 Sept 2004, F.T. Hovore, coll.”; 1 male (ENPC), “Ecuador, Napo Pr., Napo-Galeras Rd., 15 April 1997, F. Hovore/E. Giesbert”; 1 male (CASC), “Ecuador, Suc. Pr., Lumbaqui, 2 km E, 6-15 km N, 05 Sept 1998, F.T. Hovore, coll.”; 1 male “Ecuador, Napo Prov., Limoncocha, 9 June 1977, Dave L. Vincent”; 1 male (ENPC), “Ecuador, Napo Pr., Napo-Galeras Rd., km 3, 12 April 1999, F.T. Hovore, I.P. Swift, coll.”; 1 female (ENPC), “Ecuador, Orellana Pr., 16 km SW Coca, 04 Feb 2004, F.T. Hovore, coll.”; 1 female (EMUS), “Ecuador, Napo, Yasuni Res. Sta., 19-30 Oct 1998, J.W. Hanson 250 m., 6°36’ W, 0°38’ S”; 1 female (CASC), “Ecuador, Napo Pr., Shushufindi, 10 April 1999, F.T. Hovore, I.P. Swift, coll.”; 1 female (CASC), “Ecuador, Napo Pr., Napo-Galeras, km 1-2, 02 Oct 1997, F.T. Hovore, coll.” This species was previously recorded from Bolivia, Brazil, Colombia, and Peru (Monné 2005; Monné and Bezark 2011; Wappes et al. 2006).

***Xylomimus baculus* Bates, 1865** is recorded from French Guiana, **new country record**. One female specimen (MNHN) (Fig. 10a-c), “Route de Kaw pk 42, 18 février 1997, Guyane, sur tronç, de jeur, Michel Vialard leg.” This species was previously recorded from Brazil (Monné 2005; Monné and Bezark 2011).

Acknowledgments

We greatly appreciate the loan of specimens and assistance from Steven W. Lingafelter (Systematic Entomology Lab, USNM), James E. Wappes (ACMS), Gérard L. Tavakilian (Antenne IRD, Entomologie, MNHN), Miguel A. Monné and Marcela L. Monné (MNRJ), Ubirajara R. Martins and Antonio Santos-Silva (MZSP), Thierry Deuve and Azadeh Taghavian (MNHN), Sharon Shute, Max Barclay, and Roger Booth (BMNH), Michael C. Thomas and Paul E. Skelley (FSCA), Stewart B. Peck (Ottawa, Canada), Larry G. Bezark (Sacramento, CA, USA), Gerardo Lamas and Sarah C. Carbonel Carril (MUSM), Álvaro Herrera and Ángel Solís (INBC), Damir Kovac and Andrea Hastenpflug-Vesmanis (SMFD), Maria Helena M. Galileo (Museu de Ciências Naturais, Fundação Zoobotânica do Rio Grande do Sul, Porto Alegre, Brazil), Bert Viklund (NHRS), Johannes Frisch (ZMHB), Alexey Solodovnikov (ZMUC), David Furth (USNM), Michael Balke (ZMSC), D. Solange Napp (Universidade Federal do Paraná, Curitiba, Brazil), Adriano Giorgi (Universidade Federal Rural de Pernambuco, Recife, Brazil), Robert L. Davidson (CMNH), E. Richard Hoebeke (CUIC), Eva Sprecher and Isabelle Zürcher-Pfander (NMBA). We are especially grateful to the late Frank T. Hovore for loan of material from Ecuador. Miguel A. Monné (MNRJ), Antonio Santos-Silva (MZSP), and Paul E. Skelley (FSCA) provided helpful comments to a previous version of this manuscript. For funding and support of this research we thank Terrence W. Walters and Amanda J.

Redford (U.S. Department of Agriculture / Animal and Plant Health Inspection Service), Kelly B. Miller and Nathan P. Lord (University of New Mexico, NM, USA).

Literature Cited

- Bates, H. W. 1880-1886.** Insecta. Coleoptera. Longicornia. Biologia Centrali-Americana V: 1-436.
- Chalumeau, F. 1990.** *Hypsioma* ou *Tritania grisea* (Coleoptera Cerambycidae)? Essai de clarification. Bulletin mensuel de la Société Linnéenne de Lyon 59(7): 299-300.
- Chalumeau, F., and J. Touroult. 2005.** Les longicornes des Petites Antilles (Coleoptera, Cerambycidae) Taxonomie, Éthologie, Biogéographie. Pensoft Publishers; Sofia and Moscow. 241 p.
- Dillon, L. S., and E. S. Dillon. 1945.** The tribe Onciderini (Coleoptera: Cerambycidae) Part I. Reading, Scientific Publications, Reading Public Museum and Art Gallery, Number 5: 1- 186.
- Dillon, L. S., and E. S. Dillon. 1946.** The tribe Onciderini (Coleoptera: Cerambycidae) Part II. Reading, Scientific Publications, Reading Public Museum and Art Gallery, Number 6: 189-413.
- Dillon, L. S., and E. S. Dillon. 1949.** Miscellaneous synonymy and new species among the Lamiinae (Cerambycidae). American Museum Novitates 1388: 1-13.
- Dillon, L. S., and E. S. Dillon. 1952.** The tribe Onciderini. Supplementary notes. Annals of the Entomological Society of America 45(1): 59-79.
- Fragoso, S. A. 1967.** Sobre "*Oncideres*" Serville, 1835 (Coleoptera, Cerambycidae, Lamiinae). Atas da Sociedade de Biologia do Rio de Janeiro 11(3): 101-108.
- Fragoso, S. A. 1970.** Novas especies do genero *Oncideres* Serville, 1835 (Coleoptera, Cerambycoidea, Lamiinae). Atas da Sociedade de Biologia do Rio de Janeiro 14(3-4): 79-83.
- Fragoso, S. A. 1971.** Notas sobre Onciderini I (Coleoptera, Cerambycidae, Lamiinae). Revista Brasileira de Entomologia 15(1): 33-34.
- Galileo, M. H. M., and U. R. Martins. 1990.** Longicornios do museu Paraense Emilio Goeldi I. Novas especies em Sphaerionini e Onciderini (Coleoptera, Cerambycidae). Boletim do Museo Paraense Emilio Goeldi, Série Zoologia 6(1): 11-15.
- Galileo, M. H. M., and U. R. Martins. 1991.** Nova especie do genero *Trachysomus* A.-Serville, 1835 do Paraguai (Coleoptera, Cerambycidae, Lamiinae, Onciderini). Iheringia, Série Zoologia 71: 129-132.
- Galileo, M. H. M., and U. R. Martins. 2001.** Novos taxons e notas sobre Cerambycidae (Coleoptera) Neotropicais. Iheringia, Série Zoologia, 90: 93-106.
- Galileo, M. H. M., and U. R. Martins. 2003.** Cerambycidae (Coleoptera) da Colombia. V. Lamiinae com unhas tarsais divergentes. Iheringia, Série Zoologia, 93(2): 167-176.
- Galileo, M. H. M., and U. R. Martins. 2007.** Contribuição à taxonomia de três tribos de Lamiinae (Coleoptera, Cerambycidae). Iheringia, Série Zoologia, 97(1): 67-72.
- Galileo, M. H. M., and U. R. Martins. 2008a.** Novos taxons em Elaphidionini (Cerambycinae) e Onciderini (Lamiinae) e novos registros em Cerambycidae. Revista Brasileira de Entomologia 52(1): 24-27.
- Galileo, M. H. M., and U. R. Martins. 2008b.** Novos taxons de Lamiinae Neotropicais (Coleoptera, Cerambycidae, Lamiinae). Les Cahiers Magellanes 73: 1-9.
- Giorgi, J. A. 1998.** Duas novas especies de *Clavidesmus* Dillon & Dillon, 1946 (Coleoptera, Cerambycidae, Lamiinae, Onciderini). Boletim do Museu Nacional, Série Zoologia 394: 1-4.
- Giorgi, J. A. 2001a.** Especie nova de *Tibiosoma* Martins & Galileo, 1990 (Coleoptera, Cerambycidae, Lamiinae, Onciderini). Boletim do Museu Nacional, Série Zoologia 445: 1-3.
- Giorgi, J. A. 2001b.** A new genus and new species of Onciderini (Coleoptera, Cerambycidae, Lamiinae) from Peru. Boletim do Museu Nacional, Série Zoologia, 471: 1-6.
- Martins, U. R. 1975.** Notas e descricoes em Onciderini (Coleoptera, Cerambycidae). Papéis Avulsos de Zoologia 29(10): 65-70.
- Martins, U. R. 1979.** Descricoes e notas sobre Onciderini (Coleoptera, Cerambycidae). Revista Brasileira de Entomologia, 23(3): 147-156.
- Martins, U. R. 1981a.** Descricoes e notas sobre Onciderini, II (Coleoptera, Cerambycidae, Lamiinae). Papéis Avulsos de Zoologia 34(21): 221-234.

- Martins, U. R. 1981b.** Novos longicorneos Neotropicos da coleção Viehmann, com notas sinonimicas (Coleoptera, Cerambycidae). Papéis Avulsos de Zoologia 34(20): 205-219.
- Martins, U. R., and M. H. M. Galileo. 1990.** Onciderini (Coleoptera, Cerambycidae, Lamiinae): sinonimias, novos taxons, chaves e notas. Papéis Avulsos de Zoologia 37(4): 53-95.
- Martins, U. R., and M. H. M. Galileo. 1995.** Neotropical Cerambycidae (Coleoptera) of the Canadian Museum of Nature, Ottawa. V. Onciderini (Lamiinae). Insecta Mundi 9(1-2): 1-5.
- Martins, U. R., and M. H. M. Galileo. 1996.** Descrições e notas sobre Cerambycidae (Coleoptera) sul-americanos. Revista Brasileira de Zoologia 13(2): 291-311.
- Martins, U. R., and M. H. M. Galileo. 2005a.** Novos Onciderini (Coleoptera, Cerambycidae) da Bolívia. Revista Brasileira de Entomologia 49(4): 459-461.
- Martins, U. R., and M. H. M. Galileo. 2005b.** Cerambycidae (Coleoptera) da Colômbia. VII. Novos táxons, novos registros, nova sinonímia, nova combinação e novo nome. Revista Brasileira de Zoologia 22(1): 5-18.
- Martins, U. R., and M. H. M. Galileo. 2007.** Notas e novas especies de Onciderini (Coleoptera, Cerambycidae, Lamiinae). Papéis Avulsos de Zoologia 47(9): 127-135.
- Martins, U. R., and M. H. M. Galileo. 2008.** Novas especies de Onciderini (Coleoptera, Cerambycidae, Lamiinae) da Bolívia. Papéis Avulsos de Zoologia 48(4): 27-31.
- Martins, U. R., and M. H. M. Galileo. 2009a.** Novos taxons de Cerambycidae (Coleoptera) neotropicais da coleção Herbert Schmid, Viena, Austria. Papéis Avulsos de Zoologia 49(39): 529-538.
- Martins, U. R., and M. H. M. Galileo. 2009b.** Onciderini (Coleoptera, Cerambycidae, Lamiinae): notas, descrições, novas combinações e chave para grupo de especies de *Trachysomus*. Papéis Avulsos de Zoologia 49(13): 151-161.
- Martins, U. R., and M. H. M. Galileo. 2010.** Novos táxons em Onciderini (Coleoptera, Cerambycidae, Lamiinae). Revista Brasileira de Entomologia 54(1): 66-71.
- Martins, U. R., M. H. M. Galileo, and F. Limeira-de-Oliveira. 2009.** Cerambycidae (Coleoptera) do estado do Maranhão, Brasil. II. Papéis Avulsos de Zoologia 49(38): 503-527.
- Martins, U. R., M. H. M. Galileo, A. Santos-Silva, and J. A. Rafael. 2006.** Cerambycidae (Coleoptera) coletados à luz a 45 metros de altura, no dossel da floresta amazônica, e a descrição de quatro espécies novas. Acta Amazonica 36(2): 265-272.
- Martins, U. R., M. H. M. Galileo, and G. L. Tavakilian. 2008.** Novos Cerambycidae (Coleoptera) da coleção Odette Morvan, Kaw, Guiana Francesa. III. Papéis Avulsos de Zoologia 48(25): 281-287.
- Monné, M. A. 2005.** Catalogue of the Cerambycidae (Coleoptera) of the Neotropical Region. Part II. Subfamily Lamiinae. Zootaxa 1023: 1-760.
- Monné, M. A., and L. G. Bezark. 2011.** Electronic checklist of the Cerambycidae (Coleoptera) of the Western Hemisphere. Available from: <http://plant.cdfa.ca.gov/byciddb/> (Accessed on 8/1/2011).
- Monné, M. A., and S. A. Fragoso. 1984.** Notas sobre Onciderini (Coleoptera, Cerambycidae, Lamiinae). Pesquisa Agropecuária Brasileira 19(8): 925-933.
- Nearns, E. H., N. P. Lord, and K. B. Miller. 2011.** Oncid ID: Tool for diagnosing adult twig girdlers (Cerambycidae: Lamiinae: Onciderini). The University of New Mexico and Center for Plant Health Science and Technology, USDA, APHIS, PPQ. Available from: <http://itp.lucidcentral.org/id/wbb/OncidID/> (Accessed on 8/1/2011).
- Noguera, F. A. 1993.** Revision taxonomica del genero *Oncideres* Serville en Mexico (Coleoptera: Cerambycidae). Folia Entomologica Mexicana 88: 9-60.
- Noguera, F. A., and J. A. Chemsak. 1993.** Two new species of Onciderini (Coleoptera: Cerambycidae) from the state of Jalisco, Mexico. The Pan-Pacific Entomologist 69(4): 290-294.
- Swift, I. P., L. G. Bezark, E. H. Nearns, A. Solís, and F. T. Hovore. 2010.** Checklist of the Cerambycidae and Disteniidae (Coleoptera) of Costa Rica. Insecta Mundi 0131: 1-68.
- Thomson, J. 1868.** Révision du groupe des oncidérites (Lamites, cérambycides, coléoptères). Physis Recueil d'Histoire Naturelle 2(5): 41-92.
- Wappes, J. E., S. W. Lingafelter, and R. Perger. 2011.** Additions and deletions to the known Cerambycidae (Coleoptera) of Bolivia. Insecta Mundi 0150: 1-8.
- Wappes, J. E., R. F. Morris, E. H. Nearns, and M. C. Thomas. 2006.** Preliminary checklist of Bolivian Cerambycidae (Coleoptera). Insecta Mundi 20(1-2): 1-45.

Received August 18, 2011; Accepted August 21, 2011.

