

Morphometrics of *Globodera tabacum tabacum*, *G. t. virginiae*, and *G. t. solanacearum* (Nemata: Heteroderinae)¹

MANUEL M. MOTA AND JONATHAN D. EISENBACK²

Abstract: A morphometric evaluation of second-stage juveniles (J2), males, females, cysts, and eggs of several isolates of the tobacco cyst nematode (TCN) complex, *Globodera tabacum tabacum* (GTT), *G. t. virginiae* (GTV), and *G. t. solanacearum* (GTS) is presented. Morphometrics of eggs, J2, and males are considerably less variable than of females and cysts. No measurements of eggs and J2 are useful for identification of the three subspecies. Distance from the median bulb and excretory pore to the head end in J2 and males is quite stable. Stylet knob width of males is useful for identifying GTV isolates and tail length in separating males of GTT isolates from GTV and GTS. Body length/width (L/W) ratio of females and cysts discriminates GTT from GTV and GTS; stylet knob width is an auxiliary character for identifying GTV. This subspecies complex has a continuum of values for the other characters. Data suggest a close relationship between GTV and GTS, which also occur in close proximity in Virginia.

Key words: Cyst, *Globodera tabacum tabacum*, *G. t. solanacearum*, *G. t. virginiae*, morphometrics, nematode, tobacco cyst nematode, species complex, subspecies, variability.

Morphometrics has been used extensively in the taxonomy of cyst nematodes, subfamily Heteroderinae sensu lato Luc et al. (8), for identification (2,4,6,17,21), and for diagnoses of new genera and species (1,18,20). Several morphometric characters of second-stage juveniles (J2), males, and females were used by Stone to separate *Globodera pallida* Stone, 1972 from *G. rostochiensis* Wollenweber, 1923 (18). Wouts and Weischer (21) used J2 characters to distinguish between these and other heteroderine species.

Morphometric studies of *Globodera tabacum tabacum* (GTT) (Lownsbery & Lownsbery, 1954) Behrens, 1975; *G. t. virginiae* (GTV) (Miller & Gray, 1968) Behrens, 1975; and *G. t. solanacearum* (GTS) (Miller & Gray, 1972) Behrens, 1975 have been based on one isolate of each subspecies and few characters (5,16,19). Furthermore, the isolates were reared on different hosts, under different conditions, and comparisons are not valid.

No major morphological differences were reported among J2 and males of several isolates of this complex (13). Some differences were found in female and cyst characters, but morphological variability among the individuals and isolates was great (14).

This paper measures several characters of eggs, J2, males, white females, and cysts of the TCN complex in detail, to better understand the extent of variability within this group, and to search for useful morphometrical characters that may be used for identification.

MATERIALS AND METHODS

Isolates used in this study are in Table 1. Locations of GTV and GTS isolates are listed according to L. I. Miller, except for GTS-12. Collection methods were described previously (13,14). GTV-1-X was recently collected from the same location as isolate GTV-1, which was collected more than 25 years ago by L. I. Miller from the Horton farm in Suffolk County, Virginia. GTV-1-X was collected from the roots of horsetettle (*Solanum carolinense* L.) in the field, whereas all other isolates were reared in the greenhouse on 'Rugters' tomato (*Lycopersicon esculentum* Mill.).

Specimens were observed with a light microscope and measured with a Leitz drawing tube. Twenty to 30 specimens of

Received for publication 18 September 1992.

¹ A portion of the first author's Ph. D. dissertation. Partially funded by Junta Nacional de Investigação Científica e Tecnológica (JNICT), Lisboa, Portugal. Scholarship no. BD/1036-90-IE.

² Graduate Research Assistant and Associate Professor, Department of Plant Pathology, Physiology and Weed Science, Virginia Polytechnic Institute and State University, Blacksburg, VA 24061. Present address of first author: Departamento de Biologia, Universidade de Évora, 7000 Évora, Portugal.

TABLE 1. Isolates of the tobacco cyst nematode complex, *Globodera tabacum* ssp. *tabacum* (GTT), *virginiae* (GTV), and *solanacearum* (GTS).

| Isolate | Location ¹ | County, state | Origin |
|------------------------|-----------------------|---------------|----------------------------------|
| GTT-1 (type locality) | Hazardville | Hartford, CT | P. M. Miller |
| GTT-2 | Windsor | Hartford, CT | P. M. Miller |
| GTT-3 | Windsor | Hartford, CT | J. LaMondia |
| GTT-4 | Windsor | Hartford, CT | J. LaMondia |
| GTT-5 | Enfield | Hartford, CT | J. LaMondia |
| GTV-1 | Horton | Suffolk, VA | L. I. Miller |
| GTV-1-X | Horton | Suffolk, VA | M. Mota/J. D. Eisenback |
| GTV-4 | 93A | Suffolk, VA | L. I. Miller |
| GTV-6 | 125A | Suffolk, VA | L. I. Miller |
| GTV-8 | H. N. Williams | Suffolk, VA | L. I. Miller |
| GTV-11 (type locality) | Standard 24 | Suffolk, VA | L. I. Miller |
| GTS-1 | Fisher-Nottoway | Nottoway, VA | L. I. Miller |
| GTS-2 | Fisher-WWO | Nottoway, VA | L. I. Miller |
| GTS-3 | Irby | Amelia, VA | L. I. Miller |
| GTS-4 | 5-2-A | Amelia, VA | L. I. Miller |
| GTS-5 | Lynch | Amelia, VA | L. I. Miller |
| GTS-6 | Paulette | Amelia, VA | L. I. Miller |
| GTS-8 | Smith | Amelia, VA | L. I. Miller |
| GTS-9 | Anderson | Amelia, VA | L. I. Miller |
| GTS-10 (type locality) | Watkins | Amelia, VA | L. I. Miller |
| GTS-12 | D-132 | Dinwiddie, VA | Plant Dis. Clinic, Virginia Tech |

each isolate were measured, except where noted. All linear measurements are in μm . Tables (2–6) include the mean, standard deviation (\pm), and range (in parenthesis). The coefficient of variability (CV) was also calculated. Standard analysis of variance (ANOVA) was performed for each character, and the Waller-Duncan k-ratio *t*-test ($k = 100$) was used for multiple comparisons of the means. Box plots (Figs. 1–8) indicate distribution of data between the 10th and 90th percentile between the box caps, and 25th to 75th percentile in the box. Circles represent outliers.

RESULTS

Egg (Table 2; Fig. 1): Measurements of eggs had a very low coefficient of variability (CV), less than 10% for all characters. The values for length (L) and width (W) overlapped across all isolates (Table 2). The L/W ratio ('a') separated GTT-5 from GTV-1-X according to the Waller-Duncan test. GTT-5 showed the lowest value of L/W of all the isolates (2.2) whereas GTV-1-X the highest (2.7).

J2 (Table 3; Figs. 2,3): CV for the morphometrical characters of J2 (Fig. 2) was

generally low. Only body width, body length/width ('a' ratio), the distance of the dorsal esophageal gland opening (DEGO) to the base of the knobs, stylet knobs width (kw) and height (kh), the ratio kw/kh, width of body at anus, and tail terminus had CV greater than 10%. GTS-4 had the highest body length mean. GTS-4 was separated from other isolates by the median bulb to head end mean values. In contrast, GTS-10 and GTT-1 had the lowest values and were placed in separate groups in the means comparisons test. The excretory pore to head end distance discriminated GTS-4 (highest mean) and GTT-1 (lowest mean) from all other isolates. The wide overlapping of means and the relatively high CV (8.7–12.7%) of the distance from base of the knobs to the dorsal esophageal gland opening (DEGO) suggest that this character is not useful for differentiating subspecies. The very low CV (3.1–6.5%), together with the ability to separate groups by comparison of their means, indicates that the stylet length is a stable character, although it is not useful for separating the subspecies. Even though tail terminus length has a high CV (8.2–14.4%), it was the best character to group the isolates, but

TABLE 2. Morphometrics of eggs of the tobacco cyst nematode complex *Globodera tabacum tabacum* (GTT), *G. t. virginiae* (GTV), and *G. t. solanacearum* (GTS).

| Character | GTT-1 | GTT-2 | GTT-3 | GTT-4 | GTT-5 | GTV-1 | GTV-1-X |
|------------|-----------------------------------|-----------------------------------|------------------------------------|----------------------------------|------------------------------------|------------------------------------|------------------------------------|
| Length (L) | 106.5 ± 6.3 ghi (89.6 – 116.2) | 116.6 ± 7.3 a (103.6 – 130.2) | 110.0 ± 3.9 ef (100.8 – 120.4) | 107.4 ± 5.8 gh (95.2 – 117.6) | 108.9 ± 4.6 fg (100.8 – 117.6) | 111.8 ± 6.2 de (99.4 – 123.2) | 114.1 ± 4.0 bcd (109.2 – 126.0) |
| Width (W) | 44.7 ± 2.3 ef (40.6 – 50.4) | 47.0 ± 2.0 bc (43.4 – 50.4) | 43.7 ± 2.2 fg (39.2 – 50.4) | 45.8 ± 2.6 d (39.2 – 50.4) | 49.8 ± 3.3 a (43.4 – 56.0) | 45.7 ± 3.7 de (40.6 – 51.8) | 42.4 ± 1.9 hi (39.2 – 49.0) |
| L/W | 2.4 ± 0.2 efghi (2.1 – 2.9) | 2.5 ± 0.2 bcd (2.2 – 2.8) | 2.5 ± 0.1 b (2.2 – 2.8) | 2.4 ± 0.2 ghi (1.9 – 2.8) | 2.2 ± 0.2 j (1.8 – 2.6) | 2.5 ± 0.3 bcdef (2.0 – 2.8) | 2.7 ± 0.1 a (2.3 – 2.9) |
| Character | GTV-4' | GTV-8 | GTV-10 | GTV-11 | GTS-1 | GTS-2 | GTS-3 |
| Length (L) | 104.6 ± 3.0 ijk (99.4 – 110.6) | 105.7 ± 3.6 hij (96.6 – 112.0) | 116.7 ± 6.9 a (103.6 – 131.6) | 103.8 ± 5.3 jk (96.6 – 114.8) | 106.5 ± 4.0 ghi (99.4 – 114.8) | 114.4 ± 6.2 abc (103.6 – 128.8) | 110.4 ± 5.1 ef (98.0 – 120.4) |
| Width (W) | 42.9 ± 2.2 ghi (39.2 – 47.6) | 42.3 ± 2.3 i (37.8 – 47.6) | 46.5 ± 2.2 cd (42.0 – 50.4) | 42.1 ± 1.8 i (39.2 – 46.2) | 46.2 ± 3.0 cd (39.2 – 51.8) | 46.4 ± 2.1 cd (42.0 – 51.8) | 47.7 ± 2.1 b (43.4 – 50.4) |
| L/W | 2.4 ± 0.1 cdefg (2.2 – 2.7) | 2.5 ± 0.2 bc (2.2 – 2.9) | 2.5 ± 0.2 bc (2.1 – 2.9) | 2.5 ± 0.2 bcde (2.2 – 2.9) | 2.3 ± 0.2 i (1.9 – 2.8) | 2.5 ± 0.2 bcde (2.1 – 2.8) | 2.3 ± 0.2 hi (2.0 – 2.6) |
| Character | GTS-4 | GTS-5 | GTS-6 | GTS-8 | GTS-9 | GTS-10 | GTS-12 |
| Length (L) | 116.3 ± 6.2 ab (103.6 – 130.2) | 113.4 ± 6.1 cd (100.8 – 124.6) | 114.6 ± 5.9 abc (106.4 – 128.8) | 103.1 ± 5.8 k (89.6 – 114.8) | 105.0 ± 5.4 hijk (89.6 – 113.4) | 102.8 ± 5.2 k (92.4 – 114.8) | 104.2 ± 4.0 ijk (95.2 – 112.0) |
| Width (W) | 47.0 ± 2.8 bc (42.0 – 53.2) | 46.7 ± 2.1 bcd (42.0 – 51.8) | 49.4 ± 2.5 a (43.4 – 54.6) | 42.7 ± 2.1 ghi (39.2 – 46.2) | 42.8 ± 1.9 ghi (40.6 – 47.6) | 43.4 ± 1.8 gh (37.8 – 47.6) | 43.0 ± 1.5 ghi (39.2 – 46.2) |
| L/W | 2.5 ± 0.2 bcde (2.2 – 3.0) | 2.4 ± 0.2 bcdef (2.0 – 2.9) | 2.3 ± 0.2 hi (2.0 – 3.0) | 2.4 ± 0.2 defgh (2.1 – 2.9) | 2.5 ± 0.2 bcdef (2.1 – 2.8) | 2.4 ± 0.2 fghi (2.1 – 2.6) | 2.4 ± 0.1 cdefg (2.3 – 2.8) |

All linear measurements are in μm . Values are means \pm standard deviation (range in parenthesis). Values in a row followed by the same letter are not significantly different according to the Waller-Duncan k-ratio *t*-test ($k = 100$).

TABLE 3. Morphometrics of second-stage juveniles of the tobacco cyst nematode complex *Globodera tabacum tabacum* (GTT), *G. t. virginiae* (GTV), and *G. t. solanacearum* (GTS).

| Character | GTT-1 | GTT-2 | GTV-1 | GTV-1-X | GTV-6 |
|---------------------------------|------------------------------------|-----------------------------------|-----------------------------------|-----------------------------------|------------------------------------|
| Body length (L) | 521.3 ± 20.1 de (469.8 - 564.3) | 516.4 ± 32.1 e (464.0 - 580.0) | 556.1 ± 44.9 b (476.0 - 661.2) | 515.0 ± 21.1 e (464.0 - 551.0) | 541.3 ± 47.4 bc (464.0 - 632.2) |
| Body width (W) | 24.8 ± 2.4 abc (20.3 - 28.5) | 23.5 ± 2.3 ed (20.3 - 29.0) | 26.0 ± 3.4 a (21.1 - 34.2) | 23.9 ± 2.0 cd (20.3 - 29.0) | 23.3 ± 2.3 de (20.3 - 29.0) |
| Median bulb to head end (MB) | 66.5 ± 3.6 f (58.8 - 74.2) | 71.3 ± 3.9 cd (63.0 - 79.2) | 70.4 ± 2.7 d (67.5 - 77.4) | 73.1 ± 3.9 b (58.5 - 79.2) | 71.2 ± 4.8 cd (63.0 - 81.0) |
| Excretory pore to head end (EP) | 102.6 ± 4.6 f (94.9 - 111.2) | 113.9 ± 6.7 c (99.0 - 126.9) | 109.8 ± 8.7 de (96.2 - 128.7) | 112.8 ± 6.2 cd (100.8 - 124.2) | 111.6 ± 10.5 cde (99.0 - 133.2) |
| DEGO | 5.8 ± 0.7 cde (3.8 - 6.8) | 5.8 ± 0.7 cde (4.5 - 7.2) | 5.9 ± 0.8 bcd (4.3 - 7.2) | 6.2 ± 0.8 b (4.5 - 7.2) | 6.1 ± 0.7 bc (5.0 - 7.2) |
| Stylet length (STY) | 22.6 ± 1.4 de (19.8 - 25.7) | 21.2 ± 0.8 g (19.8 - 22.5) | 23.3 ± 1.0 c (20.7 - 24.7) | 22.3 ± 0.7 e (21.2 - 23.4) | 22.5 ± 1.5 de (20.7 - 25.2) |
| Shaft length (SHA) | 9.6 ± 0.7 b (8.1 - 11.2) | 9.3 ± 0.5 a (8.1 - 9.9) | 10.1 ± 0.7 ab (9.0 - 11.4) | 9.5 ± 0.6 ab (8.1 - 10.8) | 9.7 ± 0.7 b (9.0 - 10.8) |
| Knobs width (kw) | 4.6 ± 0.4 ef (3.8 - 5.4) | 4.2 ± 0.4 g (3.6 - 4.5) | 4.8 ± 0.4 bc (4.0 - 5.7) | 4.6 ± 0.3 def (4.1 - 5.3) | 4.7 ± 0.4 cde (4.5 - 5.4) |
| Knobs height (kh) | 2.9 ± 0.3 bcd (2.3 - 3.6) | 2.8 ± 0.2 de (2.3 - 3.2) | 3.1 ± 0.4 ab (2.3 - 3.8) | 2.9 ± 0.3 cde (2.3 - 3.6) | 2.6 ± 0.2 f (2.3 - 2.7) |
| Tail length (t) | 54.3 ± 4.4 b (46.8 - 67.5) | 49.8 ± 3.9 e (44.1 - 60.3) | 56.4 ± 3.8 a (49.5 - 63.7) | 52.1 ± 3.3 cd (45.0 - 59.4) | 53.0 ± 5.0 bcd (45.9 - 63.0) |
| Tail terminus (tt) | 27.5 ± 3.1 b (21.9 - 33.3) | 20.9 ± 3.0 d (17.1 - 27.0) | 27.8 ± 3.0 b (19.9 - 34.2) | 25.9 ± 2.9 c (20.7 - 31.5) | 28.0 ± 2.9 b (22.5 - 32.4) |
| Width of body at anus 'a' | 13.8 ± 1.3 cde (11.7 - 17.1) | 14.0 ± 1.2 bc (12.6 - 17.1) | 13.7 ± 1.3 cde (10.8 - 16.2) | 14.2 ± 1.6 bc (11.7 - 17.1) | 13.3 ± 1.5 de (10.8 - 16.2) |
| Shaft-stylet | 21 ± 1.5 d (18.4 - 25.1) | 22.1 ± 1.9 cd (19.1 - 26.6) | 21.6 ± 1.8 d (18.3 - 25.8) | 21.7 ± 1.7 d (18.2 - 25.1) | 23.3 ± 1.7 b (20.0 - 27.7) |
| kw/kh | 0.4 ± 0.02 f (0.4 - 0.5) | 0.4 ± 0.03 g (0.4 - 0.5) | 0.4 ± 0.02 cd (0.4 - 0.5) | 0.4 ± 0.03 fg (0.4 - 0.5) | 0.4 ± 0.02 ef (0.4 - 0.5) |
| tt/t | 1.6 ± 0.2 de (1.2 - 2.0) | 1.5 ± 0.2 e (1.3 - 1.8) | 1.6 ± 0.2 cde (1.3 - 2.0) | 1.6 ± 0.1 cde (1.4 - 2.0) | 1.9 ± 0.2 a (1.7 - 2.4) |
| | 0.5 ± 0.05 ab (0.4 - 0.6) | 0.4 ± 0.04 e (0.3 - 0.5) | 0.5 ± 0.04 bcd (0.4 - 0.6) | 0.5 ± 0.04 bcd (0.4 - 0.6) | 0.5 ± 0.05 a (0.4 - 0.6) |

| Character | GTV-11 | GTS-1 | GTS-4 | GTS-5 | GTS-10 |
|---------------------------------|------------------------------------|-----------------------------------|-----------------------------------|------------------------------------|-----------------------------------|
| Body length (L) | 534.0 ± 34.5 cd (481.4 - 603.2) | 540.7 ± 42.8 b (458.9 - 621.3) | 576.1 ± 33.5 a (504.6 - 643.8) | 545.8 ± 25.1 bc (458.2 - 580.0) | 516.0 ± 20.3 e (475.6 - 562.6) |
| Body width (W) | 25.2 ± 2.3 ab (20.3 - 29.0) | 24.0 ± 3.0 a (17.1 - 28.5) | 23.1 ± 2.8 de (17.4 - 29.0) | 25.6 ± 3.1 a (20.3 - 31.9) | 22.4 ± 1.8 e (17.4 - 26.1) |
| Median bulb to head end (MB) | 72.9 ± 3.3 bc (61.2 - 76.5) | 71.8 ± 3.3 bcd (65.8 - 78.4) | 76.8 ± 3.7 a (63.0 - 81.0) | 72.5 ± 2.8 bc (66.6 - 79.2) | 68.2 ± 3.8 e (61.2 - 80.1) |
| Excretory pore to head end (EP) | 112.4 ± 5.7 cd (101.7 - 122.4) | 108.9 ± 7.3 e (94.3 - 122.2) | 125.2 ± 6.5 a (113.4 - 144.0) | 118.7 ± 4.9 b (108.0 - 126.0) | 110.5 ± 5.8 de (99.9 - 129.6) |
| DEGO | 5.8 ± 0.7 cde (4.5 - 7.2) | 6.0 ± 0.6 bcd (4.8 - 7.1) | 6.6 ± 0.6 a (5.4 - 8.1) | 5.7 ± 0.7 de (4.5 - 7.2) | 5.5 ± 0.5 e (4.5 - 6.3) |
| Stylet length (STY) | 22.8 ± 1.0 d (20.3 - 24.3) | 24.9 ± 1.0 a (22.3 - 26.6) | 24.3 ± 0.8 b (22.5 - 25.2) | 23.3 ± 0.8 c (21.6 - 24.3) | 21.7 ± 1.0 f (18.9 - 23.4) |
| Shaft length (SHA) | 9.9 ± 0.6 ab (9.0 - 10.8) | 10.8 ± 0.6 ab (9.5 - 12.4) | 10.7 ± 0.5 ab (9.9 - 11.7) | 10.4 ± 0.5 a (9.0 - 11.3) | 9.7 ± 0.5 a (8.1 - 10.4) |
| Knobs width (kw) | 4.8 ± 0.5 cd (4.1 - 5.4) | 5.2 ± 0.4 a (4.8 - 5.7) | 5.0 ± 0.6 ab (3.2 - 5.9) | 4.9 ± 0.4 bc (4.5 - 5.4) | 4.5 ± 0.4 f (3.6 - 5.4) |
| Knobs height (kh) | 2.7 ± 0.4 e (1.8 - 3.6) | 3.1 ± 0.4 a (2.4 - 3.8) | 3.1 ± 0.4 a (2.7 - 4.1) | 2.9 ± 0.3 abc (2.7 - 3.6) | 2.8 ± 0.2 de (2.7 - 3.2) |
| Tail length (t) | 52.3 ± 3.7 bcd (44.1 - 58.5) | 51.8 ± 5.1 cde (44.2 - 61.8) | 57.6 ± 5.1 a (45.0 - 71.1) | 53.5 ± 3.9 bc (44.1 - 62.1) | 51.3 ± 3.6 de (42.3 - 60.3) |
| Tail terminus (tt) | 25.2 ± 3.1 c (18.0 - 31.5) | 25.8 ± 2.4 c (20.8 - 29.9) | 29.8 ± 4.2 a (20.7 - 37.8) | 25.4 ± 2.8 c (16.2 - 28.8) | 25.0 ± 2.3 c (21.6 - 31.5) |
| Width of body at anus 'a' | 13.9 ± 1.1 bcd (11.7 - 16.2) | 13.2 ± 1.1 e (11.2 - 15.4) | 15.0 ± 1.6 a (11.7 - 19.8) | 14.5 ± 1.0 ab (13.5 - 17.1) | 13.3 ± 0.8 de (11.7 - 14.4) |
| Shaft/stylet | 21.3 ± 1.9 d (18.0 - 24.8) | 22.8 ± 2.4 bc (18.9 - 27.1) | 25.2 ± 2.8 a (20.4 - 33.7) | 21.6 ± 2.7 d (15.8 - 28.3) | 23.2 ± 2.0 b (20.0 - 29.3) |
| kw/kh | 0.4 ± 0.03 de (0.4 - 0.5) | 0.4 ± 0.02 a (0.4 - 0.5) | 0.4 ± 0.02 ab (0.4 - 0.5) | 0.4 ± 0.02 bc (0.4 - 0.5) | 0.4 ± 0.02 ef (0.4 - 0.5) |
| tt/t | 1.8 ± 0.3 ab (1.4 - 2.5) | 1.7 ± 0.2 bc (1.4 - 2.4) | 1.6 ± 0.2 cd (1.2 - 2.0) | 1.7 ± 0.2 bcd (1.4 - 2.0) | 1.6 ± 0.2 cde (1.3 - 2.0) |
| | 0.5 ± 0.05 d (0.4 - 0.6) | 0.5 ± 0.03 cd (0.4 - 0.5) | 0.5 ± 0.05 abc (0.4 - 0.6) | 0.5 ± 0.05 d (0.3 - 0.5) | 0.5 ± 0.03 cd (0.4 - 0.5) |

All linear measurements are in μm . Values are means \pm standard deviation (range in parenthesis). Values in a row followed by the same letter are not significantly different according to Waller-Duncan k-ratio *t*-test ($k = 100$).

TABLE 4. Morphometrics of males of the tobacco cyst nematode complex *Globodera tabacum tabacum* (GTT), *G. t. virginiae* (GTV), and *G. t. solanacearum* (GTS).

| Character | GTT-1 | GTT-2 | GTV-1 | GTV-1-X | GTV-11 | GTS-1 | GTS-10 |
|------------------------------------|--------------------------------------|---------------------------------------|---|--------------------------------------|---------------------------------------|--|--------------------------------------|
| Body length (L) | 1186.3 ± 107.3 a (957.0 - 1450.0) | 1119.0 ± 113.7 bc (893.2 - 1316.6) | 1136.81 ± 115.1 abc (870.0 - 1305.0) | 1079.1 ± 106.5 c (852.6 - 1229.6) | 1170.1 ± 103.0 ab (812.0 - 1334.0) | 1140.7 ± 119.5 abc (899.0 - 1450.0) | 1099.0 ± 119.3 c (812.0 - 1270.2) |
| Body width (W) | 34.7 ± 4.1 ab (23.2 - 43.5) | 34.4 ± 2.9 ab (26.1 - 40.6) | 33.1 ± 3.7 bc (26.1 - 40.6) | 36.0 ± 2.9 a (31.9 - 40.6) | 32.0 ± 3.4 cd (26.1 - 37.7) | 30.8 ± 3.6 de (23.2 - 37.7) | 30.0 ± 2.7 e (26.1 - 34.8) |
| Median bulb to head end (MB) | 95.7 ± 7.0 ab (76.5 - 108.0) | 92.4 ± 4.7 bc (82.8 - 100.8) | 94.2 ± 5.9 bc (83.7 - 103.6) | 92.0 ± 8.1 c (77.4 - 105.3) | 98.5 ± 6.6 a (85.5 - 110.7) | 94.8 ± 6.7 bc (81.0 - 110.7) | 92.4 ± 4.6 bc (82.8 - 100.8) |
| Excretory pore to head end (EP) | 160.1 ± 11.3 a (137.7 - 181.8) | 156.0 ± 10.1 ab (133.2 - 173.7) | 153.3 ± 8.2 ab (129.6 - 169.2) | 157.1 ± 12.3 ab (123.3 - 177.3) | 159.6 ± 14.5 ab (137.7 - 207.0) | 151.2 ± 16.4 b (126.0 - 189.0) | 158.9 ± 12.0 ab (135.0 - 173.7) |
| DEGO | 3.8 ± 0.7 ab (2.3 - 4.5) | 3.6 ± 0.5 bc (2.4 - 4.1) | 3.5 ± 0.6 c (2.7 - 4.5) | 3.0 ± 0.6 d (2.3 - 4.5) | 4.0 ± 0.7 a (2.7 - 5.4) | 3.2 ± 0.6 d (2.3 - 4.5) | 3.1 ± 0.6 d (2.3 - 4.1) |
| Stylet length (STY) | 26.7 ± 1.3 ab (23.4 - 28.8) | 26.2 ± 1.1 bc (24.3 - 27.9) | 26.0 ± 0.9 c (24.3 - 27.9) | 24.8 ± 1.3 d (23.4 - 27.9) | 25.0 ± 1.2 d (22.1 - 27.5) | 26.8 ± 1.1 a (25.2 - 30.6) | 25.1 ± 1.1 d (22.5 - 26.5) |
| Shaft length (SHAF) | 11.1 ± 0.8 a (9.9 - 12.6) | 10.8 ± 0.8 ab (9.0 - 12.2) | 10.7 ± 0.7 ab (9.9 - 12.6) | 10.5 ± 0.7 b (9.5 - 11.7) | 10.7 ± 0.6 b (9.9 - 11.7) | 11.1 ± 0.5 a (9.9 - 11.7) | 10.7 ± 0.6 b (9.5 - 11.7) |
| Knobs width (kw) | 5.0 ± 0.4 c (4.5 - 5.4) | 4.9 ± 0.4 c (4.5 - 5.4) | 5.2 ± 0.4 b (4.5 - 5.9) | 5.5 ± 0.6 a (4.5 - 6.3) | 5.6 ± 0.5 a (4.5 - 6.3) | 5.0 ± 0.4 c (4.5 - 5.4) | 5.0 ± 0.4 c (4.1 - 5.4) |
| Knobs height (kh) | 3.2 ± 0.4 a (2.7 - 3.6) | 3.0 ± 0.3 ab (2.7 - 3.6) | 3.1 ± 0.4 a (2.7 - 3.6) | 3.0 ± 0.3 ab (2.7 - 3.6) | 3.1 ± 0.4 a (2.7 - 3.6) | 3.1 ± 0.4 a (2.7 - 3.6) | 2.8 ± 0.3 b (2.3 - 3.2) |
| Head width (HW) | 11.0 ± 0.8 bc (9.9 - 12.6) | 11.0 ± 0.6 ab (9.9 - 12.6) | 10.6 ± 0.5 d (9.9 - 11.7) | 10.8 ± 0.4 bcd (9.9 - 11.7) | 11.3 ± 0.6 a (10.4 - 12.6) | 10.8 ± 0.5 bcd (9.9 - 11.7) | 10.6 ± 0.5 cd (9.5 - 11.3) |
| Head height (HH) | 5.7 ± 0.6 ab (4.5 - 7.2) | 5.8 ± 0.6 a (4.5 - 6.8) | 5.6 ± 0.5 ab (4.5 - 6.3) | 5.2 ± 0.5 c (4.5 - 5.9) | 5.8 ± 0.5 a (5.0 - 6.8) | 5.4 ± 0.4 bc (4.5 - 6.3) | 5.5 ± 0.5 bc (4.5 - 6.3) |
| Spicule (SPIC) | 34.8 ± 1.9 a (30.6 - 37.8) | 34.4 ± 1.8 ab (30.6 - 36.9) | 34.0 ± 1.7 abc (30.8 - 36.9) | 31.1 ± 1.5 d (28.8 - 33.3) | 33.7 ± 1.7 bc (28.8 - 36.0) | 34.4 ± 1.7 ab (31.5 - 37.8) | 33.4 ± 1.3 c (31.5 - 36.0) |
| Gubernaculum (GUB) | 12.2 ± 1.2 a (9.9 - 14.4) | 12.0 ± 1.1 a (9.9 - 14.4)* | 11.8 ± 0.9 a (9.9 - 13.5)*** | | 10.9 ± 0.8 b (9.9 - 12.6) | 10.9 ± 1.0 b (9.9 - 12.6) | 10.8 ± 0.6 b (9.9 - 12.6) |
| Tail length | 4.0 ± 0.9 c (2.7 - 5.9) | 4.1 ± 0.8 c (2.7 - 5.4)** | 4.8 ± 0.9 b (3.6 - 7.2) | | 5.0 ± 0.5 b (4.1 - 5.9) | 4.9 ± 0.9 b (3.6 - 6.3) | 5.6 ± 0.8 a (4.5 - 7.2) |
| 'a' | 34.5 ± 3.9 bc (28.6 - 43.0) | 32.7 ± 4.1 c (26.5 - 42.9) | 34.6 ± 4.1 ab (25.7 - 44.4) | 80.1 ± 3.4 d (23.3 - 35.3) | 36.8 ± 3.8 a (31.1 - 44.0) | 34.8 ± 3.8 ab (24.3 - 42.0) | 36.4 ± 4.4 ab (28.0 - 44.4) |

All linear measurements are in μm . Values are means \pm standard deviation (range in parenthesis). Values in a row followed by the same letter are not considered significantly different according to Waller-Duncan's k-ratio t-test ($k = 100$).

TABLE 5. Morphometrics of females of the tobacco cyst nematode complex *Globodera tabacum tabacum* (GTT), *G. t. virginiae* (GTV), and *G. t. solanacearum* (GTS).

| Character | GTT-1 | GTT-2 | GTV-1 | GTV-11 | GTS-1 | GTS-10 |
|-------------------------------------|-----------------------------------|-----------------------------------|------------------------------------|------------------------------------|------------------------------------|------------------------------------|
| Body length (L) | 635.3 ± 66.7 a (493.0 – 804.0) | 539.8 ± 65.3 b (417.6 ± 649.6) | 574.2 ± 86.1 b (417.6 ± 754.0) | 560.5 ± 99.3 b (406.0 ± 742.4) | 573.4 ± 78.3 b (464.0 ± 754.0) | 573.0 ± 78.3 b (475.6 ± 684.4) |
| Body width (W) | 620.8 ± 86.7 a (359.6 – 777.2) | 533.4 ± 87.5 b (365.4 – 684.4) | 525.9 ± 96.7 bc (348.0 – 707.6) | 486.8 ± 113.2 c (319.0 – 696.0) | 513.1 ± 81.3 bc (394.4 – 678.6) | 497.1 ± 56.1 bc (406.0 – 609.0) |
| Neck length (DEGO) | 133.7 ± 25.2 c (87.3 – 175.0) | 155.0 ± 28.7 b (112.0 – 245.0) | 168.6 ± 20.1 a (126.0 – 210.0) | 140.4 ± 22.3 c (105.0 – 182.0) | 162.3 ± 18.4 ab (126.0 – 196.0) | 158.3 ± 26.8 ab (112.0 – 210.0) |
| Stylet length (ST) | 5.3 ± 1.4 ab (3.6 – 7.2) | 5.9 ± 1.3 a (4.5 – 9.0) | 5.0 ± 1.0 bc (3.6 – 6.3) | 4.7 ± 0.8 cd (2.7 – 5.9) | 4.0 ± 1.1 d (2.7 – 7.2) | 5.1 ± 0.6 bc (4.1 – 6.3) |
| Shaft length (SH) | 23. ± 2.3 c (19.8 – 27.9) | 24. ± 2.3 bc (17.1 – 26.6) | 25.2 ± 1.6 b (20.7 – 27.9) | 24.5 ± 1.3 bc (21.6 – 27.0) | 26.6 ± 1.1 a (23.9 – 28.4) | 24.5 ± 1.7 bc (21.6 – 27.0) |
| Stylet knobs width (kw) | 9.0 ± 1.5 bc (6.3 – 12.6) | 9.5 ± 1.2 ab (7.7 – 12.6) | 8.0 ± 1.1 c (6.3 – 11.7) | 8.6 ± 0.9 c (7.2 – 10.8) | 10.0 ± 0.8 a (8.6 – 11.7) | 9.0 ± 0.8 bc 10.8 |
| Stylet knobs height (kh) | 5.5 ± 0.8 bc (4.1 – 6.8) | 5.2 ± 0.7 c (3.6 – 6.3) | 5.6 ± 0.8 b (4.5 – 7.2) | 6.0 ± 0.5 a (4.5 – 7.2) | 5.5 ± 0.5 bc (4.1 – 6.3) | 5.4 ± 0.5 bc (4.5 – 6.3) |
| Number of ridges (R) | 2.9 ± 0.4 b (2.3 – 3.6) | 3.2 ± 0.5 a (2.7 – 4.5) | 3.2 ± 0.4 a (2.7 – 4.5) | 2.8 ± 0.4 b (2.3 – 3.6) | 3.2 ± 0.3 a (2.7 – 4.1) | 2.9 ± 0.3 b (2.7 – 3.6) |
| Anus to edge of fenestra (AF) | 9.7 ± 1.8 ab (7.0 – 14.0) | 8.4 ± 1.2 c (6.0 – 11.0) | 9.4 ± 1.4 b (7.0 – 14.0) | 10.4 ± 1.8 a (8.0 – 14.0) | 8.5 ± 1.8 c (7.0 – 15.0) | 9.7 ± 2.2 ab (7.0 – 16.0) |
| Anus to center of fenestra (AFc) | 48.4 ± 10.9 a (26.6 – 72.8) | 39.2 ± 7.7 c (25.2 – 51.8) | 47.8 ± 8.8 a (32.2 – 67.2) | 46.2 ± 8.0 ab (33.6 – 68.6) | 41.7 ± 7.4 c (30.1 – 58.8) | 43.4 ± 8.7 bc (32.2 – 70.0) |
| Fenestra length (FenL) | 61.8 ± 11.8 a (36.4 – 86.8) | 51.0 ± 7.8 c (37.8 – 64.4) | 59.8 ± 9.9 a (40.6 – 82.6) | 58.0 ± 8.3 ab (42.0 – 82.6) | 56.8 ± 12.0 bc (42.0 – 75.6) | 55.0 ± 9.6 bc (42.0 – 84.0) |
| Fenestra width (FenW) | 27.0 ± 3.6 a (19.6 – 36.4) | 23.4 ± 2.5 b (18.2 – 29.4) | 23.4 ± 2.9 b (18.2 – 29.4) | 23.5 ± 3.5 b (15.4 – 30.8) | 25.6 ± 3.3 a (19.6 – 32.2) | 23.9 ± 2.3 b (21.0 – 29.4) |
| Length of vulval slit (V) | 20.9 ± 3.4 a (14.0 – 29.4) | 19.2 ± 2.9 b (14.0 – 29.4) | 19.0 ± 2.3 b (14.0 – 23.8) | 20.4 ± 2.7 ab (16.1 – 25.2) | 21.0 ± 2.8 a (16.8 – 26.6) | 21.4 ± 2.1 a (16.1 – 25.2) |
| L/W | 9.7 ± 1.5 a (7.0 – 12.6) | 8.0 ± 1.1 c (6.3 – 9.8) | 8.1 ± 1.0 bc (7.0 – 10.5) | 8.3 ± 1.1 bc (7.0 – 10.5) | 8.6 ± 1.2 b (7.0 – 10.5) | 8.4 ± 0.9 bc (7.0 – 9.8) |
| Fenestra L/W (FenLW) | 1.0 ± 0.1 c (0.8 – 1.4) | 1.0 ± 0.1 c (0.9 – 1.2) | 1.1 ± 0.1 b (1.0 – 1.3) | 1.2 ± 0.1 a (1.0 – 1.4) | 1.1 ± 0.1 ab (1.0 – 1.3) | 1.2 ± 0.1 a (1.0 – 1.3) |
| | 1.3 ± 0.2 a (0.9 – 1.6) | 1.2 ± 0.2 ab (0.9 – 1.8) | 1.2 ± 0.2 ab (0.9 – 1.8) | 1.2 ± 0.2 bc (0.9 – 1.6) | 1.2 ± 0.2 ab (0.9 – 1.9) | 1.1 ± 0.1 c (0.9 – 1.5) |

All linear measurements are in μm . Values are means \pm standard deviation (range in parenthesis). Values in a row followed by the same letter are not significantly different according to the Waller-Duncan k-ratio *t*-test ($k = 100$).

TABLE 6. Morphometrics of cysts of the tobacco cyst nematode complex *Globodera tabacum tabacum* (GTT), *G. t. virginiae* (GTV), and *G. t. solanacearum* (GTS).

| Character | GTT-1 | GTT-2 | GTT-3 | GTT-4 | GTT-5 | GTV-1 | GTV-1-X | |
|-----------------------------------|------------------------------------|-------------------------------------|-------------------------------------|-----------------------------------|------------------------------------|------------------------------------|-------------------------------------|--------|
| Length (L) | 608.6 ± 79.4 cd (406.0 – 783.0) | 539.6 ± 105.0 fg (377.0 – 754.0) | 642.4 ± 52.1 g (522.0 – 736.6) | 642.3 ± 58.8 h (493.0 – 730.8) | 656.8 ± 67.8 ab (493.0 – 754.0) | 635.5 ± 84.0 bc (464.0 – 817.8) | 555.1 ± 96.4 efg (411.8 – 759.8) | |
| Width (W) | 598.5 ± 103.8 a (435.0 – 870.0) | 536.5 ± 121.0 bc (348.0 – 812.0) | 610.7 ± 59.6 a (481.4 – 719.2) | 614.0 ± 65.5 a (452.4 – 725.0) | 634.5 ± 75.6 a (446.6 – 754.0) | 557.8 ± 84.2 b (400.2 – 713.4) | 503.6 ± 101.4 cd (319.0 – 742.4) | |
| Ridges (R) | 8.4 ± 2.0 de (4.1 – 5.0) | 8.8 ± 2.1 ef (5.0 – 15.0) | 8.8 ± 1.9 c (6.0 – 14.0) | 9.4 ± 1.6 de (6.0 – 13.0) | 9.8 ± 2.0 cd (6.0 – 15.0) | 8.3 ± 1.0 efg (6.0 – 10.0) | 9.7 ± 3.0 a (5.0 – 20.0) | |
| Anus to edge of fenestra (AF) | 48.7 ± 10.9 bc (30.8 – 71.4) | 44.8 ± 7.9 cde (29.4 – 67.2) | 50.1 ± 12.0 b (30.8 – 92.4) | 45.0 ± 8.6 cde (28.0 – 58.8) | 42.6 ± 8.8 e (29.4 – 61.6) | 47.8 ± 11.2 bcd (30.8 – 72.8) | 59.2 ± 12.5 a (40.6 – 86.8) | |
| Anus to center of fenestra (AFc) | 62.2 ± 11.6 b (42.0 – 84.0) | 59.0 ± 8.7 bcde (43.4 – 81.2) | 60.8 ± 12.4 bcd (42.0 – 102.2) | 56.8 ± 9.7 def (37.8 – 72.8) | 53.5 ± 9.5 f (37.8 – 72.8) | 60.0 ± 12.6 bcde (40.6 – 86.8) | 70.4 ± 13.1 a (51.8 – 100.8) | |
| Fenestra length (FEN) | 26.4 ± 4.1 ab (18.2 – 37.8) | 27.6 ± 3.2 a (21.0 – 36.4) | 21.2 ± 2.2 e (16.8 – 26.6) | 23.3 ± 3.9 c (16.8 – 29.4) | 21.8 ± 3.6 de (15.4 – 29.4) | 23.4 ± 4.6 c (16.8 – 33.6) | 21.5 ± 3.5 e (16.8 – 28.0) | |
| L/W | 1.0 ± 0.1 ef (0.8 – 1.2) | 1.0 ± 0.1 f (0.9 – 1.3) | 1.0 ± 0.1 e (1.0 – 1.2) | 1.1 ± 0.1 e (0.9 – 1.2) | 1.0 ± 0.1 ef (1.0 – 1.2) | 1.1 ± 0.1 cd (1.0 – 1.3) | 1.1 ± 0.1 d (1.0 – 1.4) | |
| Granek/Hesling ratio (HES) | 1.9 ± 0.4 def (1.1 – 2.8) | 1.6 ± 0.3 g (1.0 – 2.4) | 2.4 ± 0.6 b (1.4 – 4.7) | 2.0 ± 0.4 cd (1.3 – 2.8) | 2.0 ± 0.4 cd (1.2 – 3.2) | 2.1 ± 0.4 c (1.4 – 2.9) | 2.8 ± 0.6 a (1.5 – 4.0) | |
| M | 2.4 ± 0.4 efg (1.6 – 3.3) | 2.2 ± 0.3 h (1.4 – 3.0) | 2.9 ± 0.6 b (1.9 – 5.2) | 2.7 ± 0.7 de (1.4 – 4.2) | 2.4 ± 0.6 de (1.5 – 4.2) | 2.7 ± 0.7 cd (1.7 – 3.9) | 3.3 ± 0.6 a (2.0 – 4.5) | |
| | GTV-4 | GTV-8 | GTV-11 | GTS-1 | GTS-3 | GTS-5 | GTS-10 | GTS-12 |
| 460.5 ± 75.3 h (348.0 – 638.0) | 595.7 ± 75.4 d (464.0 – 759.8) | 572.5 ± 72.0 def (464.0 – 754.0) | 579.2 ± 91.1 de (446.6 – 783) | 531.7 ± 56.2 g (394.4 – 638.0) | 539.0 ± 94.2 fg (377.0 – 783.0) | 687.1 ± 76.8 a (464.0 – 812.0) | 546.0 ± 84.9 efg (382.8 – 725.0) | |
| 354.4 – 88.1 g (266.8 – 609.0) | 536.1 ± 82.8 bc (388.6 – 667.0) | 514.5 ± 67.7 cd (382.8 – 667.0) | 519.5 ± 99.3 bcd (377.0 – 730.8) | 436.0 ± 68.0 f (301.6 – 580.0) | 463.0 ± 95.6 ef (290.0 – 661.2) | 624.3 ± 81.9 a (435.0 – 754.0) | 492.6 ± 85.7 de (348.0 – 667.0) | |
| 10.9 ± 1.9 b (6.0 – 14.0) | 10.9 ± 2.5 c (7.0 – 17.0) | 12.0 ± 1.9 b (7.0 – 15.0) | 7.2 ± 1.1 gh (5.0 – 9.0) | 7.4 ± 1.6 h (5.0 – 12.0) | 7.5 ± 1.2 fgh (6.0 – 11.0) | 7.7 ± 1.4 de (5.0 – 11.0) | 8.9 ± 1.8 h (5.0 – 15.0) | |
| 38.1 ± 9.6 f (21.0 – 54.6) | 46.8 ± 12.4 bcde (23.8 – 82.6) | 50.6 ± 9.8 b (30.8 – 70.0) | 48.3 ± 10.2 bc (30.8 – 79.8) | 44.3 ± 7.1 cde (29.4 – 61.6) | 44.6 ± 8.6 cde (29.4 – 63.0) | 43.5 ± 8.0 de (28.0 – 64.4) | 44.4 ± 8.7 cde (32.2 – 65.8) | |
| 46.5 ± 10.5 g (29.4 – 64.4) | 57.1 ± 12.5 cdef (33.6 – 95.2) | 61.3 ± 10.3 bcd (39.2 – 81.2) | 61.6 ± 10.2 bc (42.0 – 86.8) | 57.9 ± 7.9 bcdef (40.6 – 75.6) | 56.8 ± 9.3 def (40.6 – 75.6) | 55.3 ± 9.3 ef (37.8 – 78.4) | 57.3 ± 9.1 cdef (44.8 – 79.8) | |
| 16.7 ± 2.7 f (12.6 – 22.4) | 20.4 ± 2.8 e (15.4 – 26.6) | 21.0 ± 3.9 e (14.0 – 28.0) | 25.3 ± 3.9 b (16.8 – 33.6) | 26.6 ± 3.3 ab (19.6 – 33.6) | 23.8 ± 3.4 c (16.8 – 32.2) | 22.8 ± 3.7 cd (12.6 – 30.8) | 25.7 ± 2.4 b (22.4 – 30.8) | |
| 1.3 ± 0.3 a (1.0 – 1.6) | 1.1 ± 0.1 d (1.0 – 1.3) | 1.1 ± 0.1 d (1.0 – 1.2) | 1.1 ± 0.1 d (1.0 – 1.3) | 1.2 ± 0.1 b (1.0 – 1.6) | 1.2 ± 0.1 c (1.0 – 1.5) | 1.1 ± 0.1 d (1.0 – 1.3) | 1.1 ± 0.1 d (1.0 – 1.3) | |
| 2.3 ± 0.5 b (1.5 – 3.2) | 2.3 ± 0.7 b (1.3 – 4.9) | 2.5 ± 0.5 b (1.5 – 3.8) | 1.9 ± 0.4 cd (1.4 – 2.9) | 1.7 ± 0.3 fg (1.3 – 2.3) | 1.9 ± 0.3 cde (1.1 – 2.8) | 1.9 ± 0.4 cde (1.3 – 3.4) | 1.7 ± 0.3 efg (1.2 – 2.4) | |
| 2.8 ± 0.5 bc (1.9 – 3.7) | 2.3 ± 0.7 b (0.9 – 4.2) | 3.0 ± 0.5 b (2.1 – 4.3) | 2.5 ± 0.4 de (1.9 – 3.4) | 2.2 ± 0.3 gh (1.8 – 2.8) | 2.4 ± 0.3 def (1.6 – 3.4) | 2.5 ± 0.4 def (1.8 – 4.0) | 2.2 ± 0.3 fgh (1.7 – 2.9) | |

All linear measurements are in μm . Values are means \pm standard deviation (range in parenthesis). Values in a row followed by the same letter are not significantly different according to the Waller-Duncan k-ratio *t*-test ($k = 100$).

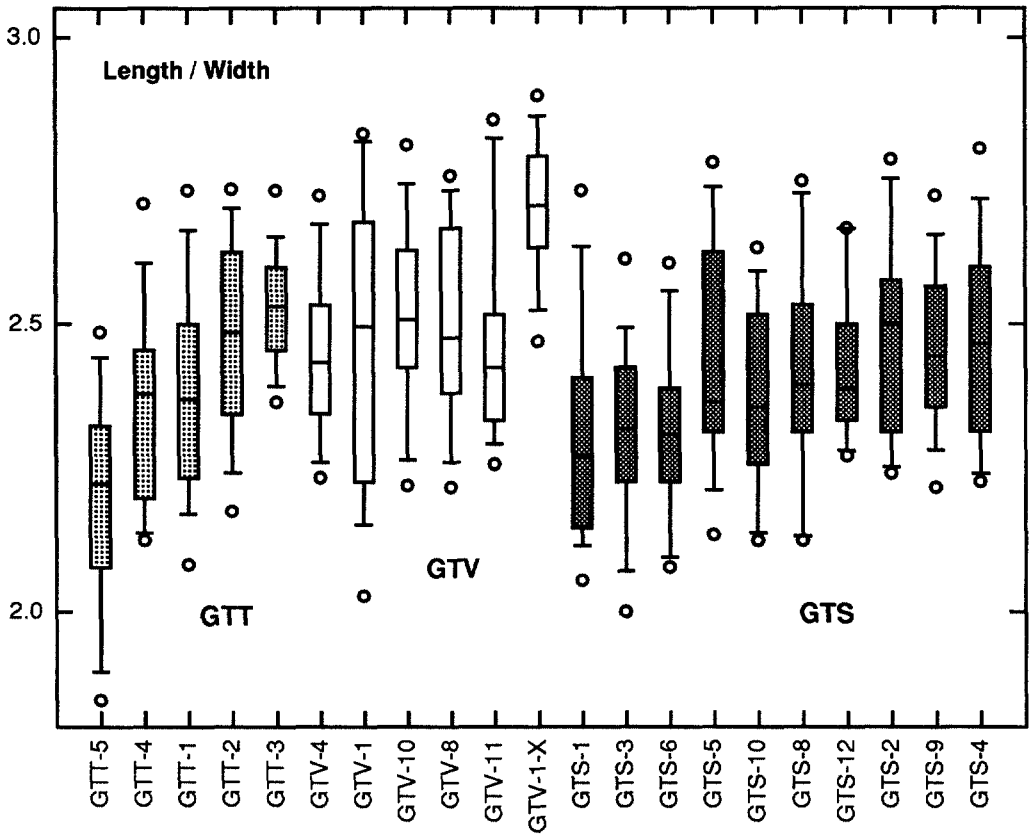


FIG. 1. Morphometrics (body length/width) of eggs of the tobacco cyst nematode complex. GTT = *Globodera tabacum tabacum*, GTV = *G. t. virginiae*, and GTS = *G. t. solanacearum*.

the grouping did not correlate to subspecific categories. Body length/body width had a good capability to group isolates. The tail terminus/tail length ratio was very homogeneous among the isolates and only GTT-2 was placed in a separate group.

Male (Table 4; Fig. 4): CV was low for most characters, but it was greater than 10% for body length, body width, DEGO, stylet knobs height, tail length, and the 'a' ratio. Ranges of most characters greatly overlapped. DEGO showed a high CV (13.8–20.6%), and is not a useful character. Length of the stylet had very low CV (3.7–5.4), and also discriminated some groups of isolates, but not subspecies. Stylet knob width discriminated three groups of isolates, but two of the groups contained isolates of GTV, and the third contained GTT and GTS. This measurement may be useful as an auxiliary charac-

ter. GTV-1-X was separated from all other isolates by the lowest mean spicule length. Gubernaculum length discriminated two groups, with GTT and GTV-1 having the highest mean value, and GTV-11 and GTS having the lowest. Tail length was the only character to separate GTT from GTV and GTS. GTT-1 and GTT-2 had the lowest mean tail length. GTV-1-X was the only isolate discriminated from all other isolates by the 'a' ratio, and it had the lowest mean value.

Female (Table 5; Figs. 5,6): Characters generally have a higher CV value than eggs, J2, or males. All characters had a CV higher than 10%, except for the 'a' ratio and stylet length.

GTT-1 was separated from the other isolates usually by higher mean values. Body length separated GTT-1 from the rest. The high CV value among isolates

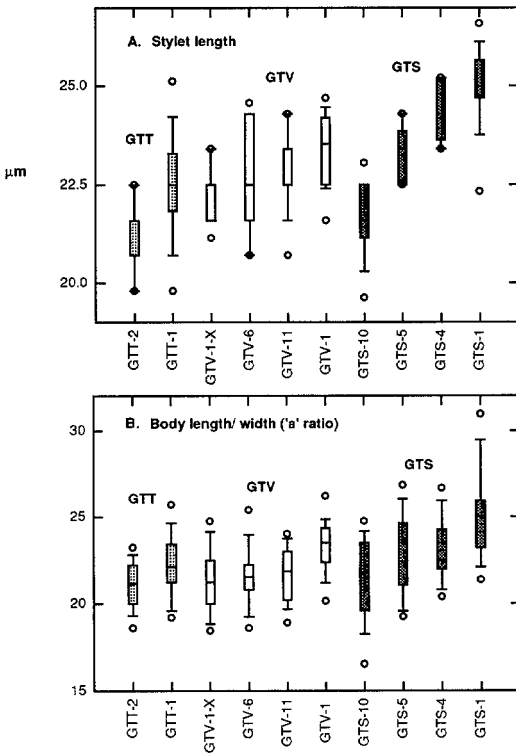


FIG. 2. Morphometrics of second-stage juveniles of the tobacco cyst nematode complex. GTT = *Globodera tabacum tabacum*, GTV = *G. t. virginiae*, and GTS = *G. t. solanacearum*. A) Styllet length. B) Body length/width ('a' ratio).

(17.0–25.3%) of the DEGO revealed that it is very unstable, ranging from 4.4 µm to 5.8 µm. Styllet length was stable (CV = 4.2–9.8%) and separated GTS-1 from the other isolates. Styllet knob width clearly separated GTV-11 from the other isolates. It had the highest mean (6.0 µm), which is correlated from the wide dorsal knob shape characteristic for this subspecies. Styllet knob height discriminated two groups, but isolates of the three subspecies were included in each group. Distance of the anus to center of the fenestra had a smaller CV (14.3–21.1%) than distance of anus to edge of fenestra (17.3–22.5%). Two groups were formed by fenestra length, but the three subspecies were represented in one group. GTT-1 had the highest mean of vulval slit length, and it was separated from the other isolates. GTT-1 and GTT-2 were clearly separated from GTV and GTS by the 'a' ratio, the

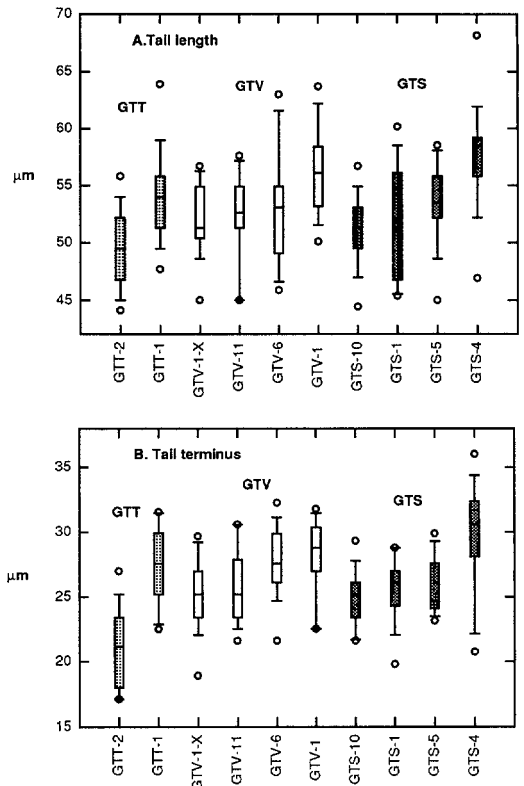


FIG. 3. Morphometrics of second-stage juveniles of the tobacco cyst nematode complex. GTT = *Globodera tabacum tabacum*, GTV = *G. t. virginiae*, and GTS = *G. t. solanacearum*. A) Tail length. B) Tail terminus.

only female character that distinguished GTT from GTV and GTS.

Cyst (Table 6; Fig. 7–8): Characters showed a relatively high CV similar to females. The only character with a CV less than 10% was the 'a' ratio. Most characters were not useful for subspecies identification because of overlapping.

A new ratio, M, the distance of anus to center of fenestra divided by the fenestra length, was less variable than the Granek-Hesling ratio (3,6), which is calculated from the anus to the edge of the fenestra. GTV-4 had the lowest body length mean value (460.5 µm) and consistently had the lowest mean for several other characters. Isolates GTV-1-X and GTV-4 had extreme values for the anus to edge of the fenestra distance character (59.2 and 38.1 µm, respectively). Similarly, the distance of the anus to center of the fenestra was ex-

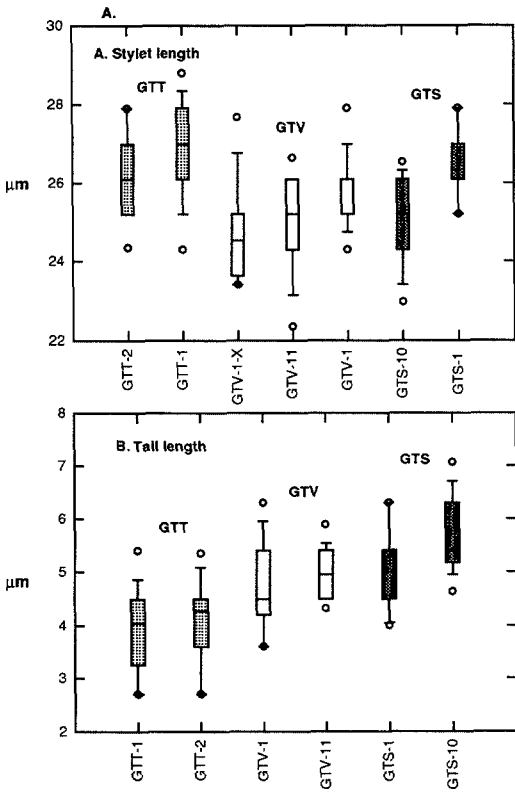


FIG. 4. Morphometrics of males of the tobacco cyst nematode complex. GTT = *Globodera tabacum tabacum*, GTV = *G. t. virginiae*, and GTS = *G. t. solanacearum*. A) Body length. B) Tail length.

treme for GTV-1-X and GTV-4 (70.4 and 46.5 µm, respectively). Three GTV isolates (GTV-1-X, GTV-4, and GTV-11) had the highest mean for the number of ridges between the anus and fenestra. The five isolates of GTT were clearly discriminated from the isolates of GTV and GTS by the 'a' ratio. The value 1.0 was correlated to the round shape of the cyst compared to 1.1–1.3, which was related to the ellipsoid or ovoid shape of cysts of GTV and GTS. Cyst shape was the only character that distinguished GTT from GTV and GTS. Granek-Hesling and M ratios were generally higher for GTV isolates than in GTT and GTS, and they may be useful supplemental characters.

DISCUSSION

The measurements of eggs fail to discriminate the subspecies of the TCN com-

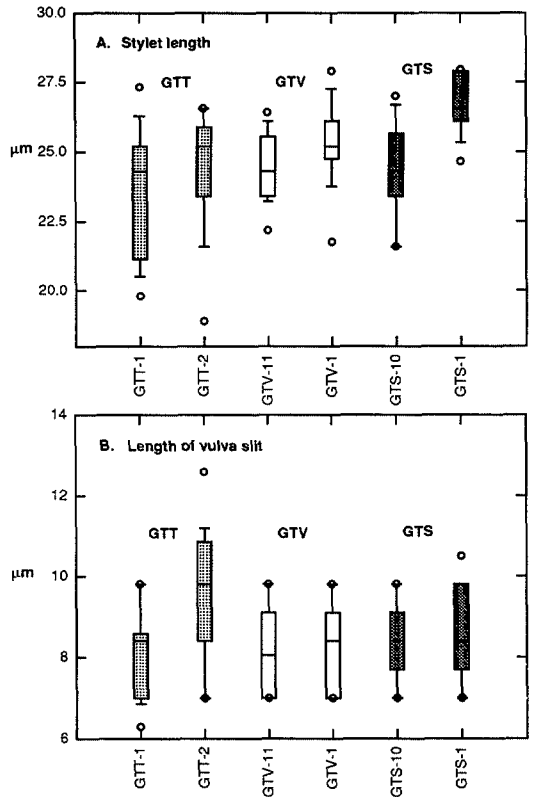


FIG. 5. Morphometrics of females of the tobacco cyst nematode complex. GTT = *Globodera tabacum tabacum*, GTV = *G. t. virginiae*, and GTS = *G. t. solanacearum*. A) Stylet length. B) Length of vulval slit.

plex. The low CV of these characters, however, indicates that they may be useful to compare this complex with other species of cyst nematodes.

Second-stage juveniles have been traditionally used for differentiating species of heteroderids (18,21). Some authors consider measurements of J2 to be the most reliable because of the narrow limits of their size range (18). The CV of isolates of the TCN complex are low; however, few characters discriminated groups of isolates or subspecies. As with eggs, J2 measurements overlap extensively. The best discriminating characters are tail terminus and stylet lengths, even though they do not identify subspecies. GTS-4 is frequently discriminated from all other isolates on the basis of several characters, including body length, median bulb to head end, excretory pore to head end, DEGO, stylet

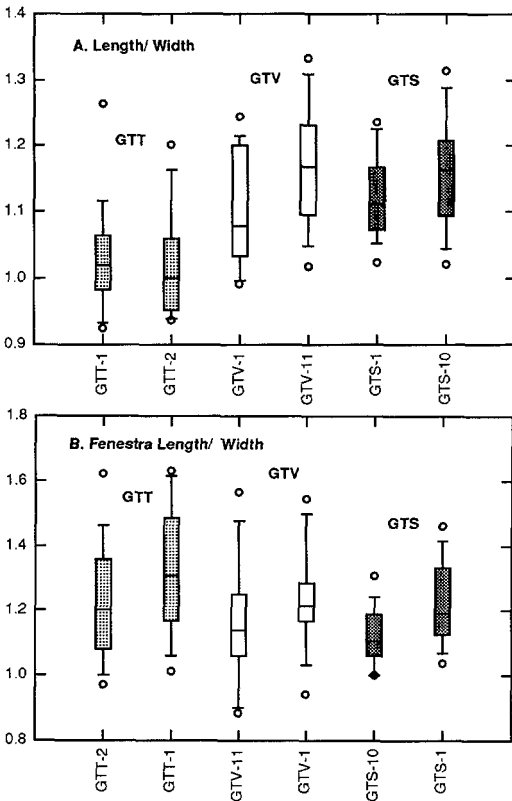


FIG. 6. Morphometrics of females of the tobacco cyst nematode complex. GTT = *Globodera tabacum tabacum*, GTV = *G. t. virginiae*, and GTS = *G. t. solanacearum*. A) Body length/width. B) Fenestral length/width.

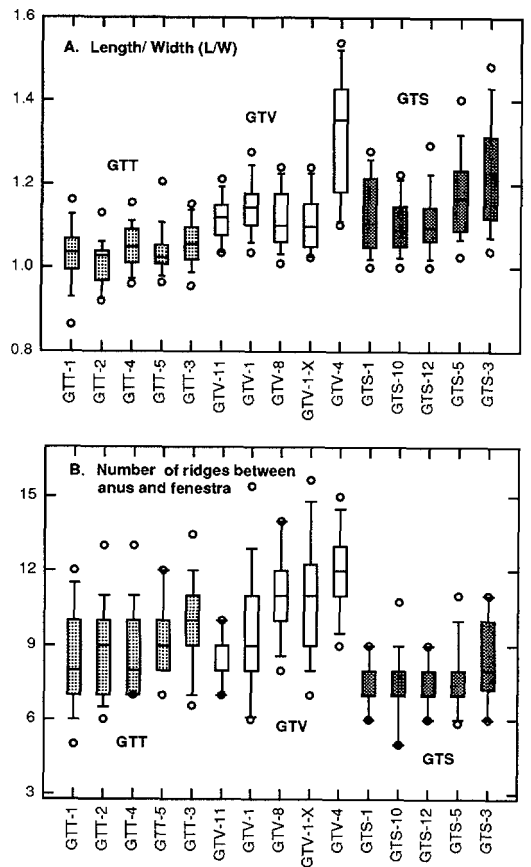


FIG. 7. Morphometrics of cysts of the tobacco cyst nematode complex. GTT = *Globodera tabacum tabacum*, GTV = *G. t. virginiae*, and GTS = *G. t. solanacearum*. A) Length/width (L/W). B) Number of ridges between the anus and fenestra.

length, tail terminus length, and the 'a' ratio. The distance of the center of the median bulb to the anterior side is stable (CV = 3.2–6.7%), despite concern by some authors (18) that it is not reliable because of the differences in the contraction of the esophagus.

Characters of males are quite stable, and most have a CV below 10%. DEGO, however, has a high CV (13.8–20.6%) and is not useful as a morphometric character. Tail length is useful for separating GTT from GTV and GTS. The measurement of more isolates of GTT may clarify the value of this character. As with J2, the median bulb to head end distance is stable (CV = 6.6). The stylet length (CV = 4.5) and the spicule length (CV = 5.0) are also useful characters. Stylet knob width may be a useful auxiliary character in the taxonomy of

the heteroderids. Despite the fact that the gubernaculum cannot discriminate among subspecies, GTT has higher values (11.9–12.1 μm) than the other two subspecies, and its length may be a useful character for identifying geographic isolates of GTT.

Except for the 'a' ratio, there are no useful morphometric characters of females for discriminating the three subspecies. Frequently, a discriminating group contains isolates from all three subspecies. The 'a' ratio is the only character that discriminates GTT from GTV and GTS and that has a low CV of 8.4. The ratio is 1.0 for GTT, which indicates a more rounded shape versus 1.1–1.2 in GTV and GTS, typical of a more ellipsoid or ovoid shape. Cyst shape is very useful for identifying

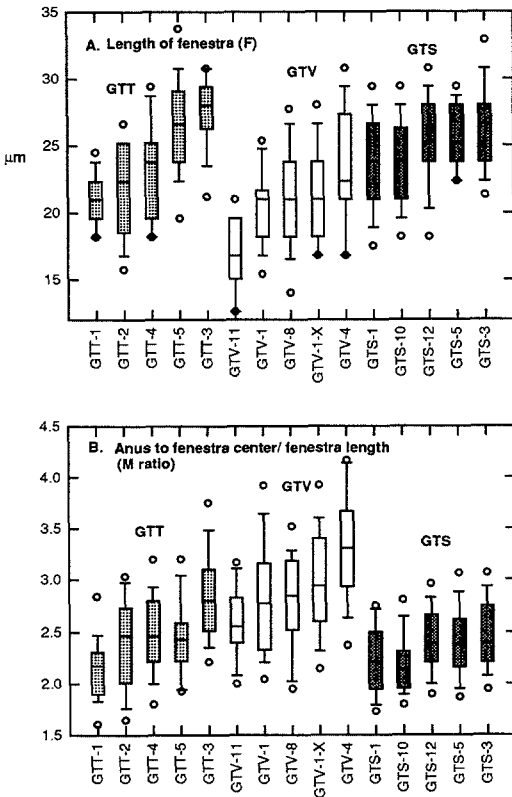


FIG. 8. Morphometrics of cysts of the tobacco cyst nematode complex. GTT = *Globodera tabacum tabacum*, GTV = *G. t. virginiae*, and GTS = *G. t. solanacearum*. A) Length of fenestra. B) Anus to fenestral center/fenestral length (M ratio).

the subspecies. Stylet length is stable (CV = 4.2–9.8%). The anus to the center of the fenestra distance is more useful than the anus to the edge of the fenestra because its CV is lower. The DEGO is not a useful character because it has a high CV (17.0–25.3%). The larger values of knob width of GTV are related to the size and shape of the dorsal knob previously described in the literature (11). GTT-1 stands out frequently as having the highest value for all characters of females. Fenestral length places all isolates into one group.

The CV of most characters of cysts, similar to females, is high (15–20%), and they are not reliable for identification. The Waller-Duncan test fails to separate isolates for most of the characters. Also, as in females, the 'a' ratio (CV = 8) is the only character that discriminates GTT from

GTV and GTS. Similarly the 1.0 'a' ratio of GTT indicates a more rounded shape. The M ratio is less variable than the Granek–Hesling ratio. The M ratio may be used in conjunction with other more reliable characters such as female stylet knob shape and terminal area morphology, to confirm identification of GTV isolates. In conclusion, only the 'a' ratio of females and cysts combined with tail length of males are useful in separating the three subspecies.

Behrens (1) used several characters to differentiate GTV from GTT. The J2 stylet knob was wider in GTV (5.0–5.5 µm) than in GTT (4.0–5.0 µm). Our data, based on several isolates of GTT and GTV, failed to support that observation (Table 3). The anus to fenestra distance mean values showed much higher variability (1) than our observations. However, two GTV isolates, GTV-1-X and GTV-11, have higher mean values than all of the GTT isolates, which agrees with Behrens' observations (1).

Stone (19) used principal coordinate analysis of five J2 characters to differentiate GTT from GTV and GTS. Four cyst characters differentiated GTT and *G. pallida* from GTV and GTS (19); thus GTT is more similar to *G. pallida* than the two subspecies of tobacco cyst nematodes that occur in Virginia. Miller (9), using one isolate each, showed significant differences between GTT and the group formed by GTV and GTS based on Granek's ratio (3) as modified by Hesling (6) and J2 stylet length. Our data, using many more isolates, do not corroborate these findings. Our data do not separate GTT, GTV, and GTS for either character. Greet (5) was unable to separate the three subspecies using measurements of certain J2 and male characters.

We consider this complex of three subspecies as having a continuum of values for the majority of the observed characters. The data suggest a closer relationship between GTV and GTS. These two subspecies occur in Virginia in very close proximity to each other. There is a 38-km separa-

tion between the closest adjacent geographical ranges of these two subspecies (12), and they are possibly conspecific (15). GTT occurs 700 km away in the northeastern part of the United States (10).

LITERATURE CITED

1. Behrens, E. 1975. *Globodera* Skarbilovich, 1959, eine selbständige Gattung in der Unterfamilie Heteroderinae Skarbilovich, 1947 (Nematoda: Heteroderidae). Pp. 12–26 in *Vortragstagung (1) zu aktuellen Problemen der Phytonematologie am 29.5.1975 in Rostock, DDR.*, ed. Rostock.
2. Golden, A. M. 1986. Morphology and identification of cyst nematodes. Pp. 23–45 in *F. Lamberti, and C. E. Taylor, eds. Cyst nematodes*. New York: Plenum Press.
3. Granek, I. 1955. Additional morphological differences between the cysts of *Heterodera rostochiensis* and *Heterodera tabacum*. *Plant Disease Reporter* 39: 716–718.
4. Granek, I. 1968. Keys to the *Heterodera* "groups" and species of the *Heterodera rostochiensis* "group." *Plant Disease Reporter* 52:827–828.
5. Greet, D. N. 1972. Electrophoresis and morphometrics of the round-cyst nematodes. *Annals of Applied Biology* 71:283–286.
6. Hesling, J. J. 1973. The estimation of Granek's ratio in round-cyst *Heterodera*s. *Nematologica* 19: 119–120.
7. Lownsbery, B. F., and J. W. Lownsbery. 1954. *Heterodera tabacum* new species, a parasite of solanaceous plants in Connecticut. *Proceedings of the Helminthological Society of Washington* 21:42–47.
8. Luc, M., A. R. Maggenti, and R. Fortuner. 1988. A reappraisal of Tylenchina (Nemata). 9. The family Heteroderidae Filip'ev & Schuurmans Stekhoven, 1941. *Revue de Nématologie* 11:159–176.
9. Miller, L. I. 1983. Diversity of selected taxa of *Globodera* and *Heterodera* and their interspecific and intergeneric hybrids. Pp. 207–220 in *A. R. Stone, H. M. Platt, and L. F. Khalil, eds. Concepts in nematode systematics*. London: Academic Press.
10. Miller, L. I. 1986. Economic importance of cyst nematodes in North America. Pp. 373–386 in *F. Lamberti and C. E. Taylor, eds. Cyst nematodes*. New York: Plenum Press.
11. Miller, L. I., and B. J. Gray. 1968. Horsenettle cyst nematode, *Heterodera virginiae* n.sp., a parasite of solanaceous plants. *Nematologica* 14:535–543.
12. Miller, L. I., and B. J. Gray. 1972. *Heterodera solanacearum* n.sp., a parasite of solanaceous plants. *Nematologica* 18:404–413.
13. Mota, M. M., and J. D. Eisenback. 1992. Morphology of second-stage juveniles and males of *Globodera tabacum tabacum*, *G. t. virginiae* and *G. t. solanacearum* (Nemata: Heteroderinae). *Journal of Nematology* 25:27–33.
14. Mota, M. M., and J. D. Eisenback. 1992. Morphology of females and cysts of *Globodera tabacum tabacum*, *G. t. virginiae* and *G. t. solanacearum* (Nemata: Heteroderinae). *Journal of Nematology* 25:000–000.
15. Mugniery, D., M. Bossis, and J.-S. Pierre. 1992. Hybridations entre *Globodera rostochiensis* (Wollenweber), *G. pallida* (Stone), *G. virginiae* (Miller & Gray), *G. solanacearum* (Miller & Gray) et *G. "mexicana"* (Camps-Vela). Description et devenir des hybrides. *Fundamental and Applied Nematology* 15:375–382.
16. Mulvey, R. H. 1973. Morphology of the terminal areas of white females and cysts of the genus *Heterodera* (s.g. *Globodera*). *Journal of Nematology* 5:303–311.
17. Mulvey, R. H., and A. M. Golden. 1983. An illustrated key to the cyst-forming genera and species of Heteroderidae in the western hemisphere with species morphometrics and distribution. *Journal of Nematology* 15:1–59.
18. Stone, A. R. 1972. *Heterodera pallida* n. sp. (Nematoda: Heteroderidae), a second species of potato cyst nematode. *Nematologica* 18:591–606.
19. Stone, A. R. 1983. Three approaches to the status of a species complex, with a revision of some species of *Globodera* (Nematoda: Heteroderidae). Pp. 221–233 in *A. R. Stone, H. M. Platt, and L. F. Khalil, eds. Concepts in nematode systematics*. London: Academic Press.
20. Wouts, W. M. 1984. *Globodera zelandica* n. sp. (Nematoda: Heteroderidae) from New Zealand, with a key to the species of the genus *Globodera*. *New Zealand Journal of Zoology* 11:129–135.
21. Wouts, W. M., and B. Weischer. 1977. Eine Klassifizierung von fünfzehn in Westeuropa häufigen Arten der Heteroderinae auf Grund von Larvenmerkmalen. *Nematologica* 23:289–310.