

Insect Management for Carrots¹

S. E. Webb²

There are no major insect pests on carrot in Florida. The greatest concern for growers has been root damage from soil pests, particularly wireworms (southern potato and tobacco), cutworms (variegated, granulate, black), and mole crickets, all of which are sporadic. Occasional minor pests include leafminers (especially the vegetable leafminer), aphids (green peach and melon), and weevils (especially vegetable weevils). Other arthropods that may occasionally cause minimal damage to carrots in Florida include armyworms (fall, beet, and southern), field crickets, mites (especially twospotted spider mite), and plant bugs (including tarnished plant bug).

Flooding the field during the summer fallow, which was viable in the former muck production areas, effectively controlled wireworms and other soil insects. However, with the transition from production on organic soils to the inorganic mineral soils of north Florida, flooding is no longer a feasible method of cultural control for most carrot growers. North Florida carrot production will likely require greater insecticide inputs for the management of soil insects.

Cutworms

Cutworms (Figure 1), a sporadic pest of carrots in Florida, can be a problem during seedling establishment. Cutworms, which are related to armyworms, are thick, dark caterpillars whose adult stage is a moth. They attack young seedlings, most actively at night, and may cut the stem off at the base. During the day, they remain hidden in debris on or just under the soil surface. When disturbed, cutworms curl into a C-shaped ball. Thorough soil preparation in advance of planting helps in cutworm control.

Wireworms, *Agriotus* spp., *Melanotus* spp. and other Elateridae

Description

Wireworms (Figure 2) are the shiny, hard-bodied, slender larvae of the click beetle. Larvae are brownish yellow and 1/2 – 1 1/2 inches long. Adults are large, brown beetles that make a clicking sound when they try to right themselves after being on their backs.

1. This document is ENY-462 (IG148), one of a series of the Entomology & Nematology Department, Florida Cooperative Extension Service, Institute of Food and Agricultural Sciences, University of Florida. Published: July 2002. Revised: March 2010. For more publications related to horticulture/agriculture, please visit the EDIS Website at <http://edis.ifas.ufl.edu/>.

2. S. E. Webb, associate professor, Entomology and Nematology Department, Cooperative Extension Service, Institute of Food and Agricultural Sciences, University of Florida, Gainesville, 32611-0640.

The use of trade names in this publication is solely for the purpose of providing specific information. UF/IFAS does not guarantee or warranty the products named, and references to them in this publication does not signify our approval to the exclusion of other products of suitable composition. All chemicals should be used in accordance with directions on the manufacturer's label. Use pesticides safely. Read and follow directions on the manufacturer's label.

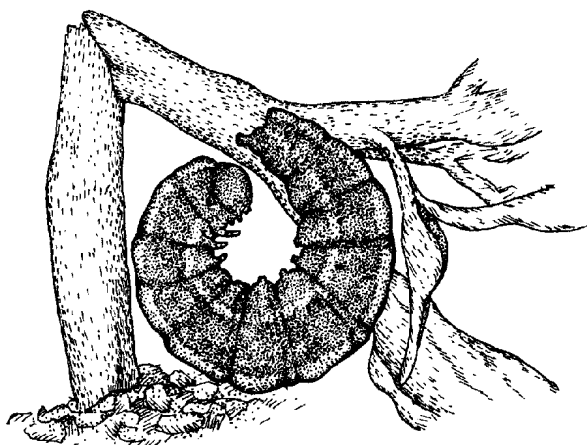


Figure 1. Cutworm.

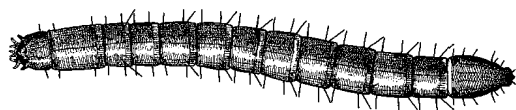


Figure 2. Wireworm larva.

Biology

Depending on species, wireworm larvae can stay in the soil for 1 to 5 years. Eggs are laid singly in soil 1 to 6 inches deep in spring or summer. Hatching takes place in 2 to 4 weeks. Because of the long egg-laying period, overlapping generations (larvae of different sizes) are present. Adults prefer to oviposit into grassy areas, which include rye, wheat, oats, mixed pastures, old fields, and sometimes potatoes.

Damage

Wireworms, a sporadic pest on carrots in Florida, are a greater problem on organic soils than on mineral soils. They can attack the developing carrots directly, causing severe loss, or can provide entry points for pathogens that cause secondary rots. See Table 1 for wire management suggestions.

Table 1. Wireworm

Management Option	Recommendations
Scouting/ thresholds	To determine if wireworms are present before planting, 4 to 5 bait stations should be placed in the field 4 to 5 weeks before planting. A station is a hole, approximately 6 inches (15 cm) deep, with a cupful of <i>untreated</i> wheat and corn. The hole is covered and in 2 to 3 weeks is dug up and checked for the presence of wireworm larvae. One wireworm per station justifies a treatment.
Note(s)	Preplant applications of soil insecticides should be considered if an area has a history of soil insect problems (wireworms, mole crickets, cutworms).
Resistant varieties	None available.
Site selection	If possible, avoid areas with a history of wireworm problems.
Other cultural practices	Planting when the soil is warm will lessen the chances of wireworm injury.

Tawny Mole Cricket, *Scapteriscus vicinus*; Short-winged Mole Cricket, *S. abbreviatus*

Description

Of the 10 species of mole crickets (Figure 3), only a few are pests. The tawny mole cricket is the most damaging to vegetable crops. Meandering tunnels created by mole crickets are the most obvious sign of their presence. Approximately 1/2 inch in diameter, tunnels are just below the surface and resemble miniature ground mole tunnels.

Biology

In the southeastern United States, there is one generation per year. Eggs are laid in chambers, 4 to 12 inches underground, from April through June. Eggs hatch after about three weeks. The adults of the previous generation die off during May and June and most of the new generation reaches the adult stage in

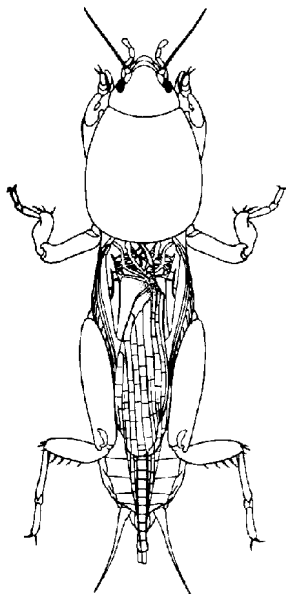


Figure 3. Mole cricket.

the fall and early winter. These adults overwinter and breed in the spring. For two to three months in the spring, tawny mole crickets are most commonly seen during their brief mating flights, which begin shortly after sunset.

Damage

Mole crickets mainly feed on plant roots. At night, in warm, wet weather, they will also feed on stems and leaves at surface level. Their tunneling in, around, and under the developing root system, in addition to feeding, is particularly damaging to young seedlings. Although some damage occurs from their feeding on the roots and on the stems and leaves of young plants, mole crickets are most damaging to carrot plants when they cut the stems of seedlings at or near ground level.

Management

In areas where mole crickets are known to cause problems, a preplant application of a soil insecticide that is incorporated into the soil is the most useful control measure. Because of the damage done to pastures and turf, much effort has gone into finding natural enemies of this pest in South America and releasing them in the United States.

The tachinid fly *Ormia depleta* has been evaluated for use in a classical biological control program for mole crickets, with initial releases made at Gainesville and Bradenton in 1988 and subsequent releases in other counties through 1992. Populations of the fly became established from Dade to Alachua counties but no farther north. This program is still in the experimental stage, with some work focusing on provision of appropriate nectar sources for the fly.

Presently, the most effective biological control agent for mole crickets is a steinernematid nematode introduced from South America. The parasitic nematode *Steinernema scapterisci* has shown promise for managing mole crickets in pasture and turf in Florida, and in the past has been available commercially for mole cricket control in turf. *Steinernema scapterisci* has been shown to be highly effective against tawny mole crickets and less effective against short-winged mole crickets. It is most effective as a biocontrol agent where mole cricket populations are highest, as in pastures. It can also be used as a biopesticide where mole cricket populations are lower, and it shows residual activity. The nematode is able to disperse well when applied and has shown good recovery years after its application. Populations have become established in small areas of several Florida counties. If it becomes established in pastures surrounding vegetable crop production areas, it is expected to keep mole cricket populations below damaging levels.

Leafminers, *Liriomyza sativae* and *L. trifolii*

Description and Biology

The adult leafminer (Figure 4) is a small fly, about 1/8 to 1/10 of an inch long with a yellow abdomen. The fly inserts her eggs in feeding punctures on the upper leaf surface. Larvae (maggots) feed between the upper and lower leaf surfaces, creating meandering mines that enlarge as the larvae grow. After approximately two weeks in warm weather the larva completes development and leaves the mine, dropping to the ground to pupate. The complete life cycle can be as short as 18 to 21 days. In Florida, leafminer generations are continuous during most of the year.

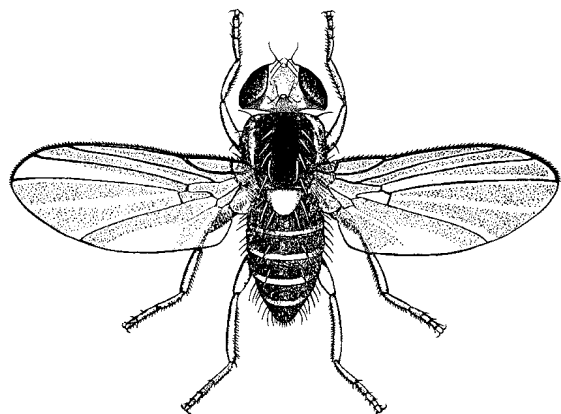


Figure 4. Vegetable leafminer.

Damage

Leafminers are a sporadic foliar pest on carrots in Florida. Infestations can be more severe late in the growing season, particularly if adults migrate out of nearby crop residue into late-planted fields. They are a problem on seedlings during the fall carrot season. Although healthy plants can usually tolerate substantial leafminer damage, heavy damage may cause leaf drop. Also, the exit holes in old mines may provide access to pathogens.

Management

Chemical control of leafminers is difficult, because during the feeding stage the pest remains protected within the leaf. Targeting small larvae results in better control. Several parasitic wasps naturally keep populations below damaging levels in Florida in the absence of broad-spectrum insecticide use.

Melon Aphid, *Aphis gossypii*; Green Peach Aphid, *Myzus persicae*

Aphids are also a minor and sporadic pest on carrots in Florida. The green peach aphid (*Myzus persicae*) is the species most often reported on the crop in the state. The melon aphid (*Aphis gossypii*), which has a wide host range, may also be found on carrots. The aphid *Hyadaphis coriandri*, which has recently been found in Florida, is damaging to several umbelliferous herbs and is capable of colonizing carrots, but there has been no state report on carrots.

Description

Aphids are soft-bodied insects, almost egg-shaped when viewed from above. The largest melon aphids (Figure 5) are not much more than one-sixteenth of an inch in length. The color of melon aphids can vary from pale yellow to orange to dark green to almost black. Green peach aphids (Figure 6) are larger (up to one-tenth of an inch long) and vary in color from pale yellow to medium green. A pair of small tube-like structures called cornicles extends backward and upward from the posterior of the aphid, above a small tail-like structure (cauda). The first individuals to colonize a plant will usually have wings, but then wingless aphids become the dominant form until crowding occurs or the plant deteriorates. Then winged aphids will be produced again to disperse to other plants.

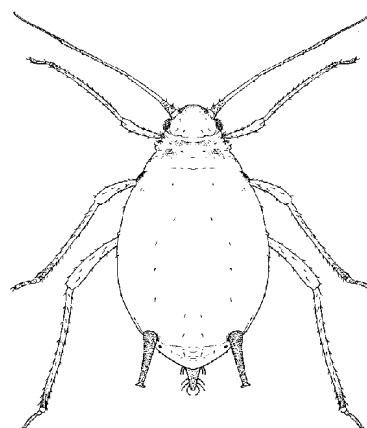


Figure 5. Melon aphid.

Damage

Aphids feed by piercing plant tissue with their needle-like mouthparts and sucking out water and nutrients. Toxins in their saliva, which can be injected into the plant tissue during feeding, may cause foliage to curl and deform. Aphids also deposit large amounts of honeydew on the plant surface, which encourages the growth of black sooty mold. A short life cycle and reproduction by asexual means and by live birth allow aphid populations to increase rapidly in Florida.

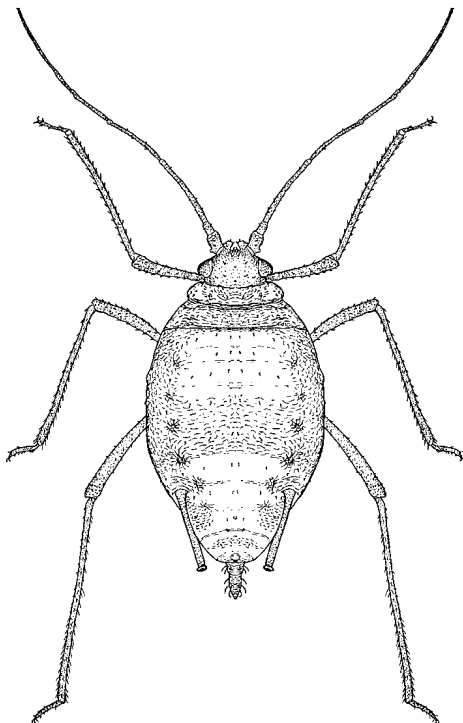


Figure 6. Green peach aphid.

Biological Control

Beneficial natural enemies such as lady beetles, lacewings, and larvae of syrphid flies feed on aphids. Tiny wasps lay their eggs in aphids. The wasp larva matures inside the living aphid and finally exits, leaving a gold or tan shell (aphid mummy) behind. Occasionally, fungi will infect aphids, drastically reducing populations.

Acknowledgement

Much of the information above was taken from the Department of Food Science and Human Nutrition, IFAS Publication, *Florida Crop/Pest Management Profiles: Carrots*, CIR 1243 (<http://edis.ifas.ufl.edu/PI033>).

Table 2. Selected insecticides approved for use on insects attacking carrots.

Chemical	Rate (product/acre)	REI (hours)	Days to Harvest	Insects	MOA Code ¹	Notes
Actara (thiamethoxam)	1.5-4.0 oz	12	7	aphids, flea beetles, leafhoppers	4A	Do not exceed 8 oz product/acre/season.
Admire Pro (imidacloprid)	4.4-10.5 fl oz	12	21	aphids, flea beetles, leafhoppers, whiteflies	4A	Limited to one soil application. Leaves may be used for food.
Agree WG (<i>Bacillus thuringiensis</i> subspecies <i>aizawai</i>)	0.5-2.0 lb	4	0	lepidopteran larvae (caterpillar pests)	11	Apply when larvae are small for best control. Leaves and roots. OMRI-listed ² .
*Asana XL (0.66EC) (esfenvalerate)	5.8-9.6 fl oz	12	7	aster leafhopper, cutworms, leafhoppers, carrot weevil	3	Do not apply more than 0.5 lb ai/acre per season.
Aza-Direct (azadirachtin)	1-2 pts, (max 3.5 pts)	4	0	aphids, beetles, caterpillars, leafhoppers, leafminers, miters, stink bugs, thrips, weevils, whiteflies	un	Antifeedant, repellent, insect growth regulator. OMRI-listed ² .
Azatin XL (azadirachtin)	5-21 fl oz	4	0	aphids, beetles, caterpillars, leafhoppers, leafminers, thrips, weevils, whiteflies	un	Antifeedant, repellent, insect growth regulator.
*Baythroid XL (beta-cyfluthrin)	1.6-2.8 fl oz	12	0	aster leafhopper, carrot weevil, cutworms, potato leafhopper	3	Do not exceed 14 oz/acre per season.
Beleaf 50 SG (flonicamid)	2.0-2.8 oz	12	3	aphids, plant bugs	9C	Do not apply more than 3 times at high rate.
Biobit HP (<i>Bacillus thuringiensis</i> subspecies <i>kurstaki</i>)	0.5-2.0 lb	4	0	caterpillars (will not control large armyworms)	11	Treat when larvae are young. Good coverage is essential. Can be used in the greenhouse. OMRI-listed ² .
BotaniGard 22 WP, ES (<i>Beauveria bassiana</i>)	WP: 0.5-2 lb/100 gal ES: 0.5-2 qts/100 gal	4	0	aphids, thrips, whiteflies	--	May be used in greenhouses. Contact dealer for recommendations if an adjuvant must be used. Not compatible in tank mix with fungicides.

Table 2. Selected insecticides approved for use on insects attacking carrots.

Chemical	Rate (product/acre)	REI (hours)	Days to Harvest	Insects	MOA Code ¹	Notes
*Brigade 2EC (bifenthrin)	5.12-6.4 fl oz	12	21	aphids, beet armyworm, celery leafier, corn earworm, cutworms, fall armyworm, fire ants, flea beetles, loopers, southern armyworm, spider mites, yellowstriped armyworm, whitefly	3	Do not apply more than 0.5 lb ai/acre per season. Apply no more than once every seven days.
Crymax WDG (<i>Bacillus thuringiensis</i> subspecies <i>kurstaki</i>)	0.5-2.0 lb	4	0	caterpillars	11	Use high rate for armyworms. Treat when larvae are young.
Deliver (<i>Bacillus thuringiensis</i> subspecies <i>kurstaki</i>)	0.25-1.5 lb	4	0	caterpillars	11	Use higher rates for armyworms. OMRI-listed ² .
*Diazinon AG500, *50W (diazinon)	AG500: 1-4 qt 50W: 2-8 lb	72	preplant	cutworms, mole crickets, wireworms	1B	Do not make more than one application per year.
DiPel DF (<i>Bacillus thuringiensis</i> subspecies <i>kurstaki</i>)	0.5-2.0 lb	4	0	caterpillars	11	Treat when larvae are young. Good coverage is essential. OMRI-listed ² .
Entrust (spinosad)	1-2 oz	4	3	armyworms, dipteran leafminers, flea beetle, loopers, thrips	5	Do not apply more than a total of 7 oz/acre per crop or apply more than 4 times. OMRI-listed ² .
Intrepid 2F (methoxyfenozide)	6-16 fl oz	4	14	armyworms, loopers, saltmarsh caterpillar, webworms	18	Do not apply more than 64 fl oz per acre per season.
Javelin WG (<i>Bacillus thuringiensis</i> subspecies <i>kurstaki</i>)	0.12-1.50 lb	4	0	most caterpillars, but not <i>Spodoptera</i> species (armyworms)	11	Treat when larvae are young. Thorough coverage is essential. OMRI-listed ² .
*Lannate LV, *SP (methomyl)	LV: 0.75-3.0 pts SP: 0.25-1.0 lb	48	1	armyworms, aster leafhopper, beet armyworm, variegated cutworm	1A	Carrots: Do not apply more than 21 pt LV or 7 lb SP per acre per crop.

Table 2. Selected insecticides approved for use on insects attacking carrots.

Chemical	Rate (product/acre)	REI (hours)	Days to Harvest	Insects	MOA Code ¹	Notes
M-Pede (potassium salts of fatty acids)	1-2% V/V	12	0	leafminers, aphids, thrips, whiteflies	--	OMRI-listed ² .
*Mustang (zeta-cypermethrin)	1.4-4.3 oz	12	1	cabbage looper, cucumber beetles, cutworms, flea beetles, grasshoppers, leafhoppers, tarnished plant bug, vegetable weevil, whitefringed beetle (adult), yellowstriped armyworm; aids in control of aphids and beet armyworm	3	A maximum of 0.3 lb ai/acre per season may be applied. Leaves cannot be used for food or feed.
Neemix 4.5 (azadirachtin)	4-16 fl oz	12	0	aphids, armyworms, cabbage looper, cutworms, leafminers, whiteflies	un	Acts as IGR and feeding repellent. OMRI-listed ² .
Platinum Platinum 75SG (thiamethoxam)	5.0-12.0 fl oz 1.7-4.0 oz	12	at planting	aphids, flea beetles, leafhoppers, whiteflies	4A	Do not exceed 12 oz Platinum or 4.0 oz 75SG per acre per season.
Provado 1.6F (imidacloprid)	3.5 oz	12	7	aphids, flea beetles, leafhoppers, whiteflies	4A	Maximum of 3 applications or 10.5 fl oz/acre per season. Tops or greens may be used for food.
Pyrellin EC (pyrethrins + rotenone)	1-2 pt	12	12 hours	aphids, flea beetles, leafhoppers, leafminers, Lygus bug, mites, plant bugs, stink bugs, thrips, vegetable weevil, whiteflies	3, 21	
Pyronyl Crop Spray (pyrethrins + piperonyl butoxide)	1-12 fl oz	12	0	ants, aphids, armyworms, cabbage looper, corn earworm, crickets, flea beetles, leafhoppers, thrips, whiteflies	3	
Radiant (spinetoram)	6-8 fl oz	4	3	armyworms, dipterous leafminers, loopers, thrips	5	Maximum of 4 applications per year.

Table 2. Selected insecticides approved for use on insects attacking carrots.

Chemical	Rate (product/acre)	REI (hours)	Days to Harvest	Insects	MOA Code ¹	Notes
Sevin 80S; XLR; 4F (carbaryl)	80S: 0.63-2.5 lb XLR, 4F: 0.5-2 qt	12	7	armyworms, aster leafhopper, corn earworm, cutworms, fall armyworm, flea beetles, leafhoppers, Lygus bug, spittlebugs, stink bugs, tarnished plant bug	1A	Highly toxic to bees. Repeat applications, as needed up to 6 times, at least 7 days apart.
SpinTor 2SC (spinosad)	3-6 fl oz-carrot 3.0-10.0 fl oz-beet	4	3	armyworms, flea beetles, leafminers, loopers, thrips	5	Do not apply more than 21 oz per acre per crop. Limited to 4 applications per year.
*Telone C-35 (dichloropropene + chloropicrin)	See label	5 days See label	preplant	symphylans, wireworms	--	See supplemental label for use restriction in south and central Florida.
*Telone II (dichloropropene)						
*Thionex 3EC (endosulfan)	0.66-1.33 qt	48	7	armyworms, flea beetles, green peach aphid, leafhoppers, whiteflies	2	Do not make more than 1 application per season. Do not use tops for food or feed.
Trilogy (extract of neem oil)	0.5-2.0% V/V	4	0	aphids, mites, suppression of thrips and whiteflies	un	Apply morning or evening to reduce potential for leaf burn. Toxic to bees exposed to direct treatment. OMRI-listed ² .
Xentari DF (<i>Bacillus thuringiensis</i> subspecies <i>aizawai</i>)	0.5-2.0 lb	4	0	caterpillars	11	Treat when larvae are young. Thorough coverage is essential. May be used in the greenhouse. Can be used in organic production.
The pesticide information presented in this table was current with federal and state regulations at the time of revision. The user is responsible for determining the intended use is consistent with the label of the product being used. Use pesticides safely. Read and follow label instructions.						

Table 2. Selected insecticides approved for use on insects attacking carrots.

Chemical	Rate (product/acre)	REI (hours)	Days to Harvest	Insects	MOA Code ¹	Notes
¹ Mode of Action codes for vegetable pest insecticides from the Insecticide Resistance Action Committee (IRAC) Mode of Action Classification v. 6.1 August 2008.						
1A. Acetyl cholinesterase inhibitors, Carbamates (nerve action) 1B. Acetyl cholinesterase inhibitors, Organophosphates (nerve action) 2A. GABA-gated chloride channel antagonists (nerve action) 3. Sodium channel modulators (nerve action) 4A. Nicotinic acetylcholine receptor agonists (nerve action) 5. Nicotinic acetylcholine receptor allosteric activators (nerve action) 6. Chloride channel activators (nerve and muscle action) 7A. Juvenile hormone mimics (growth regulation) 7C. Juvenile hormone mimics (growth regulation) 9B and 9C. Selective homopteran feeding blockers 10. Mite growth inhibitors (growth regulation) 11. Microbial disruptors of insect midgut membranes 12B. Inhibitors of mitochondrial ATP synthase (energy metabolism) 15. Inhibitors of chitin biosynthesis, type 0, lepidopteran (growth regulation) 16. Inhibitors of chitin biosynthesis, type 1, homopteran (growth regulation) 17. Molting disruptor, dipteran (growth regulation) 18. Ecdysone receptor agonists (growth regulation) 22. Voltage-dependent sodium channel blockers (nerve action) 23. Inhibitors of acetyl Co-A carboxylase (lipid synthesis, growth regulation) 28. Ryanodine receptor modulators (nerve and muscle action) un. Compounds of unknown or uncertain mode of action						
² OMRI-listed: Listed by the Organic Materials Review Institute for use in organic production.						
* Restricted Use Pesticide						