



Brazilian Peppertree Seed Wasp, *Megastigmus transvaalensis* (Hymenoptera: Torymidae)¹

J. P. Cuda, G. S. Wheeler, and D. H. Habeck²

Introduction

Brazilian peppertree, *Schinus terebinthifolius* Raddi (Anacardiaceae), is an evergreen shrub or small tree native to Argentina, Paraguay and Brazil (Ewel et al. 1982). Introduced into Florida as a landscape ornamental in the late 19th century, the popularity of Brazilian peppertree as an ornamental plant was attributed to the numerous bright red drupes (or fruits) produced during the holiday season in Florida. Brazilian peppertree is now recognized as a highly invasive species that quickly dominates disturbed sites as well as natural communities where it forms dense thickets that completely shade out and displace native vegetation. Brazilian peppertree is the most widespread of Florida's invasive weed species (Schmitz 1994), and is considered one of the most important threats to biodiversity because it disrupts native plant and animal communities. Birds occasionally become intoxicated following ingestion of the drupes that remain on the trees for several months (Campello and Marsaioli 1974).

Furthermore, volatiles produced by the flowers can cause sinus and nasal congestion in sensitive humans, and direct contact with the plant's sap can irritate the

skin and cause allergic reactions similar to poison ivy. The distribution of Brazilian peppertree (Figure 1) extends from the Florida Keys to Duval County on the east coast and to Levy County on the west coast of Florida (Wunderlin and Hansen 2000).

In the 1980s, surveys of the arthropods associated with Brazilian peppertree were conducted in Florida as a first step towards developing a classical (or importation) biological control program against this highly invasive weed (Cassani 1986, Cassani et al. 1989). One of the reasons for conducting these domestic surveys was to conserve limited resources and valuable time that would otherwise be wasted surveying for natural enemies in Brazil that were already established in Florida and having some impact on the weed. Although an extensive list of insects associated with Brazilian peppertree was compiled during these surveys, none of the insects identified severely damaged the drupes of the plant. Because Brazilian peppertree reproduces and is spread mostly by seeds (Langeland and Burks 1998, Tobe et al. 1998), the introduction of a natural enemy that preferentially attacked the drupes would contribute to the biological control of this invasive

1. This document is EENY-270, one of a series of Featured Creatures from the Entomology and Nematology Department, Florida Cooperative Extension Service, Institute of Food and Agricultural Sciences, University of Florida. Published: June 2002. This document is also available on Featured Creatures Website at <http://creatures.ifas.ufl.edu>. Please visit the EDIS Website at <http://edis.ifas.ufl.edu>. Additional information on these organisms, including many color photographs, is available at the Entomology and Nematology Department WWW site at <http://entnemdept.ifas.ufl.edu/>.

2. J. P. Cuda and D. H. Habeck, Entomology and Nematology Department, Cooperative Extension Service, Institute of Food and Agricultural Sciences, University of Florida, Gainesville, FL 32611, G. S. Wheeler, USDA-ARS, Ft. Lauderdale, FL.

weed by curtailing seed production. The importance of seed predation was recognized in an earlier biological control program against Brazilian peppertree in Hawaii, and eventually led to the introduction of the seed-feeding beetle *Lithraeus atronotatus* (Pic) (Coleoptera: Bruchidae) into the islands in the 1950s (Julien and Griffiths 1998).

In 1988, an insect previously unknown to Florida was reared from the drupes of Brazilian peppertree collected in Palm Beach County (Habeck et al. 1989). The insect was subsequently identified as *Megastigmus transvaalensis*, a phytophagous (or plant feeding) seed chalcid wasp. The Brazilian peppertree seed chalcid is an adventive (or immigrant) species that was probably introduced into Florida accidentally as a contaminant of the fruits that are sold as pink peppercorns in gourmet food stores (Habeck et al. 1989). Other likely modes of introduction into Florida include wasp-infested drupes of Brazilian peppertrees imported as ornamental plants (Grissell and Hobbs 2000), or infested drupes of *Schinus* spp. sold at craft stores for holiday decorations (Wheeler et al. 2001).

Distribution

Worldwide, the Brazilian peppertree seed chalcid has been reared from drupes of *Schinus* spp. collected in Argentina (Wheeler et al. 2001), Brazil (Grissell and Hobbs 2000), the Canary Islands (Grissell 1979), Réunion, Mauritius (Habeck et al. 1989) and South Africa, where it is considered a native species (Grissell 1979). In the United States, the wasp has been reported from California (Harper and Lockwood 1961), Hawaii (Beardsley 1971), and Florida (Habeck et al. 1989). In Florida, the insect has been recovered from Brazilian peppertree drupes collected in the following counties (Figure 1): Brevard, Broward, Charlotte, Collier, Dade, Desoto, Glades, Hardee, Hendry, Hernando, Highlands, Hillsborough, Lake, Lee, Martin, Monroe, Orange, Palm Beach, Pasco, Pinellas, Polk, Sarasota, Seminole, St. Lucie, and Volusia (Wheeler et al. 2001).

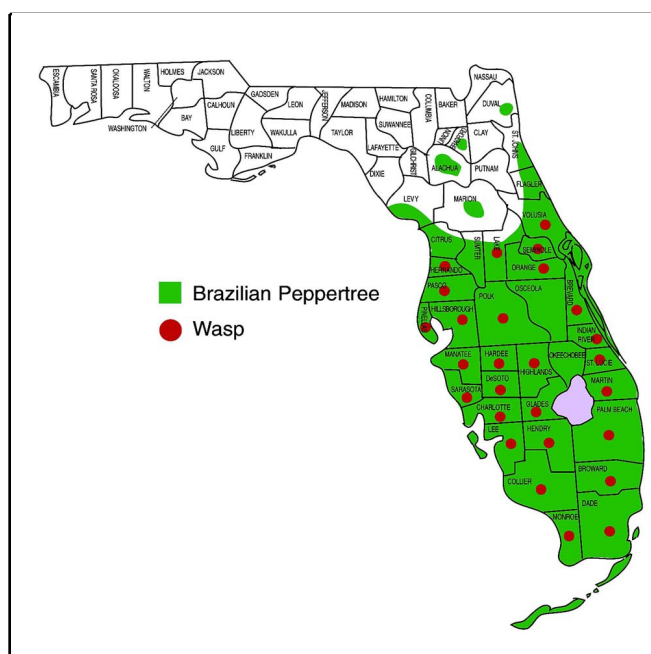


Figure 1. Distribution of the Brazilian peppertree, *Schinus terebinthifolius* Raddi, and the seed chalcid wasp, *Megastigmus transvaalensis* (Hussey), in Florida in mid-2002. Credits: Stephan McJonathan

Description

The following descriptions of the life stages of the Brazilian peppertree seed chalcid were compiled from two sources. The description of the adult stage is derived from the original description of the wasp by Hussey (1956). However, none of the immature stages of the Brazilian peppertree seed chalcid have been described. The only published information on the immature stages of *Megastigmus* wasps is that of *M. nigrovariegatus* Ashmead, a Nearctic species whose immature stages were described and illustrated by Milliron (1949). Because the immature stages of the Brazilian peppertree seed chalcid are probably very similar in appearance to those of *M. nigrovariegatus*, the descriptions of the developmental stages of the Brazilian peppertree seed chalcid are based on those of *M. nigrovariegatus*.

Adult

Adults of the Brazilian peppertree seed chalcid are pale yellow-brown in color. Males (Figure 2) range in size from 2.3 to 2.9 mm whereas females tend to be larger. Body length for female wasps ranges from 3.1 to 3.4 mm; the length of the abdomen and ovipositor range in size from 1.2 to 1.4 and 1.5 to

1.9 mm, respectively. Almost half of the overall body length in females is attributed to the ovipositor. Gravid females of *M. nigrovariegatus* normally contain 10 to 25 eggs (Milliron 1949). Presumably, females of the Brazilian peppertree seed chalcid are capable of producing the same number of eggs.



Figure 2. Adult male of *Megastigmus transvaalensis* (Hussey) on drupe of Brazilian peppertree, *Schinus terebinthifolius*. Credits: D.H Habeck, University of Florida

Egg

The egg stage of *M. nigrovariegatus* is composed of three parts (Figure 3): a long narrow anterior stalk, an elongate-oval body, and a short spur-like posterior stalk (Milliron 1949). Individual eggs range in size from 0.99 to 1.5 mm in length, are grayish white in color, and the entire surface is shiny and smooth lacking ornamentation. The eggs of the Brazilian peppertree seed chalcid probably are similar in shape, size and texture.

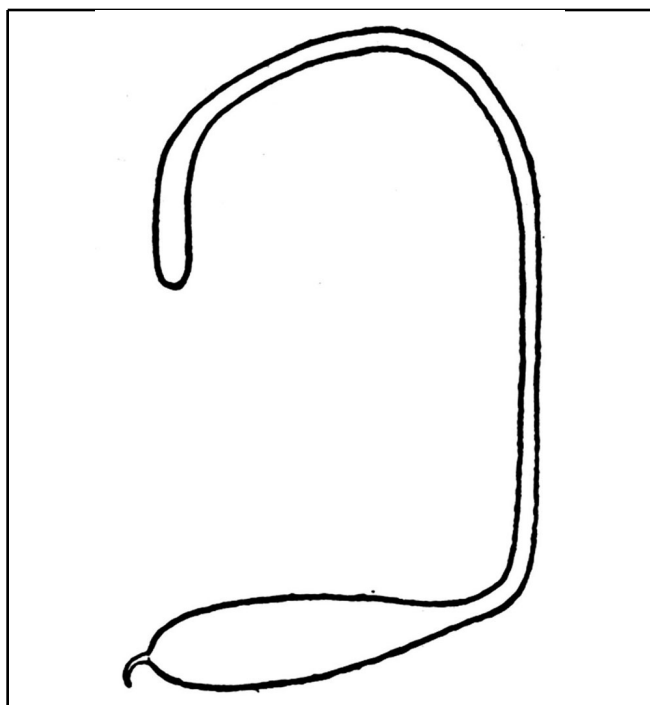


Figure 3. Line drawing of egg stage of *Megastigmus* wasp. Credits: H.E. Milliron (1949)

Larva

The Brazilian peppertree seed chalcid presumably has five instars, the same number of instars reported for *M. nigrovariegatus* (Milliron 1949). Although more than one egg may be deposited inside a drupe, the larvae are cannibalistic and usually only one larva (Figure 4) is capable of completing its development. Occasionally, a single drupe will support complete development of two larvae.

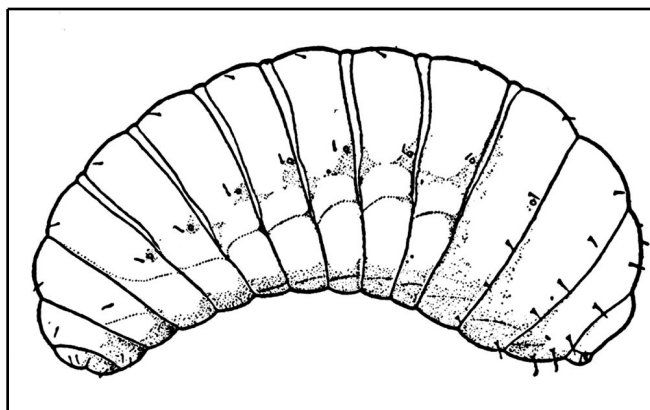


Figure 4. Line drawing of mature larva of *Megastigmus* wasp. Credits: H.E. Milliron (1949)

Pupa

After the larvae of the Brazilian peppertree seed chalcid attain their maximum size, they transform into the pupal stage and remain in a prolonged diapause (or resting) period for several months. Adult emergence seems to be photoperiod induced and occurs when the drupes containing viable pupae are exposed to short day length (12-hr photoperiod), which coincides with the flowering phase of Brazilian peppertree during the fall of the year (Wheeler et al. 2001).



Figure 5. Female pupa of *Megastigmus* wasp prior to adult emergence. Note ovipositor curved over the back of the abdomen. Credits: H.E. Milliron (1949)

Life Cycle

The complete life history of the Brazilian peppertree seed chalcid has not been investigated but a generalized biology of seed-attacking *Megastigmus* wasps was described by (Milliron 1949). After mating, the female deposits an egg inside the developing seed where all life stages of the wasp are passed. The egg incubation period is short, and larvae probably hatch in four to five days. After several

months, a single adult emerges from the seed.

However, this period may be shorter in *M.*

transvaalensis as adults emerged a few weeks after flower initiation (G.S. Wheeler, unpublished data).

Prior to emergence of the adult wasp, it is difficult to distinguish between attacked and unattacked drupes as there apparently is no external evidence of the insect developing inside the seed.

The Brazilian peppertree seed chalcid apparently has two generations per year that are synchronized with the winter and spring drupe production periods of its host plant. The sex ratio of wasps emerging from drupes of Brazilian peppertree averaged over a two-year period was 2:1 (females: males) (Wheeler et al. 2001).

Host Plants

The Brazilian peppertree seed chalcid is capable of developing and reproducing on plants in the genera *Rhus* and *Schinus*. The host range of the insect includes at least three *Rhus* spp. native to South Africa, including *Rhus laevigata* L. and *R. angustifolia* L. (Hussey 1956, Grissell 1979, Yoshioka and Markin 1991). *Schinus molle* L. and *S. terebinthifolius*, which are both native to South America, are considered novel host plants (Hussey 1956, Habeck et al. 1989). No native members of the Anacardiaceae found within the Florida distribution of Brazilian peppertree are attacked by the wasp despite numerous attempts to rear the insect from the drupes of high-risk species like winged sumac, *Rhus copallina* L. (Wheeler et al. 2001).

Importance

Megastigmus transvaalensis inhibits seed production and may reduce the spread of Brazilian peppertree into natural areas where this invasive weed is displacing native species. In a two-year study, up to 31% and 76% of the Brazilian peppertree drupes were damaged by the wasp during the winter and spring fruit production periods, respectively (Wheeler et al. 2001). The drupes that are damaged by the wasp also fail to germinate. The wasp is currently being redistributed to remote areas infested with Brazilian peppertree such as the Everglades National Park where the insect is not established. It remains to be determined why a higher incidence of wasp-damaged

drupes was observed in Brazilian peppertree plants occurring north of Lake Okeechobee and in more inland rather than coastal sites (Wheeler et al. 2001).

Selected References

- Beardsley, J.W. 1971. *Megastigmus* sp. Proc. Hawaiian Entomol. Soc. 21: 28.
- Campello, J.P. and A.J. Marsaioli. 1974. Triterpenes of *Schinus terebinthifolius*. Phytochemistry 13: 659-660.
- Cassani, J.R. 1986. Arthropods on Brazilian peppertree *Schinus terebinthifolius* (Anacardiaceae), in south Florida. Florida Entomol. 69: 184-196.
- Cassani, J.R., D.R. Maloney, D.H. Habeck, and F.D. Bennett. 1989. New insect records on Brazilian peppertree (Anacardiaceae), in south Florida. Florida Entomol. 72: 714-716.
- Ewel, J., D.S. Ojima, D.A. Karl, and W.F. DeBusk. 1982. *Schinus* in successional ecosystems of Everglades National Park T-676. National Park Service, South Florida Research Center, Everglades National Park, Homestead, FL.
- Grissell, E.E and K.R. Hobbs. 2000. *Megastigmus transvaalensis* (Hussey) (Hymenoptera: Torymidae) in California: Methods of introduction and evidence of host switching, pp.265-278. In The Hymenoptera: Evolution, biodiversity and biological control. CSIRO Publishing, Melbourne, Australia.
- Grissell, E.E. 1979. Subfamily Megastigminae, pp. 765-767. In K.V. Krombein and H.D.J. Hurd (eds.), Catalog of Hymenoptera in America North of Mexico. Smithsonian Inst. Press, Washington, DC.
- Habeck, D.H., F.D. Bennett, and E.E. Grissell. 1989. First record of a phytophagous seed chalcid from Brazilian peppertree in Florida. Florida Entomol. 72: 378-379.
- Harper, R.W. and S. Lockwood. 1961. Forty-first annual report, Bureau of Entomology. California Dept. Agric. Bull.50: 127-129.
- Hussey, N. W. 1956. A new genus of African Megastigminae (Hymenoptera: Chalcidoidea). Proc. Royal Entomol. Soc. London (B) 25: 157-162.
- Julien, M.H. and M.W. Griffiths. 1998. Biological control of weeds: A world catalogue of agents and their target weeds, 4th ed. CAB International, Oxon, United Kingdom.
- Langeland, K.A. and K.C. Burks. 1998. Identification & biology of non-native plants in Florida's natural areas. University of Florida, Gainesville, FL.
- Milliron, H. E. 1949. Taxonomic and biological investigations in the genus *Megastigmus* with particular reference to the taxonomy of the Nearctic species (Hymenoptera: Chalcidoidea: Callimomidae). Amer. Midl. Nat. 41: 257-420.
- Schmitz, D.C. 1994. The ecological impact of non-indigenous plants in Florida, pp. 10-17. In An assessment of non-indigenous species in Florida's public lands. Technical Report TSS-94-100, Florida Department of Environmental Protection, Tallahassee, FL.
- Tobe, J.D. et al. 1998. Florida wetland plants: An identification manual. Florida Department of Environmental Protection, Tallahassee, FL.
- Wheeler, G.S., L.M. Massey and M. Endries. 2001. The Brazilian peppertree drupe feeder *Megastigmus transvaalensis* (Hymenoptera: Torymidae): Florida distribution and impact. Biological Control 22: 139-148.
- Wunderlin, R. P., and B. F. Hansen. 2000. Atlas of Florida Vascular Plants. [S. M. Landry and K. N. Campbell (application development), Florida Center for Community Design and Research.]. Institute for Systematic Botany, University of South Florida, Tampa. <http://www.plantatlas.usf.edu/> (10 June 2002).
- Yoshioka, E. R. and G. P. Markin. 1991. Efforts of biological control of Christmas berry *Schinus terebinthifolius* in Hawaii, pp. 377-385. In T. D. Center et al. (eds.), Proceedings of the Symposium on Exotic Pest Plants, 2-4 November, 1988, Miami, FL. U. S. Dept. Interior, National Park Service, Washington, DC.